

VITALITY CLUSTER HEAD CHOICE IN MOBILE WIRELESS SENSOR NETWORKS

Garima Shrivastava
M. Tech research scholar
ITM university Gwalior (M.P)

Shashikant Gupta
Assistant Professor
ITM university Gwalior

Abstract

In the time of new invention Networks many rising and future empower advancements achieve the prerequisites of pervasive correspondence systems. Remote Sensor Networks is a fundamental classification of these best in class advances, the gigantic worries of these systems are vitality proficient and efficient information accumulation. Bunch based directing in WSNs is a colossal answer for upgrade the vitality productivity of the hubs and creative information gathering. Many examinations on organize lifetime and information accumulation have been proposed by the (LEACH) Low Energy Adaptive Clustering Hierarchy conspire that permits the part of the group head turned among the sensor hubs and endeavors to disseminate the vitality utilization through every one of the hubs. The lifespan of WSNs are influenced by the Cluster Head choice; this is often on the grounds that a CH expends additional power than a Cluster (non-CH) hub. In this examination think about, a vitality effective bunch head choice in Mobile WSN is proposed, investigated and approved on the premise of remaining vitality and randomized determination of the hub, which is not doled out as a group head in past round. Additionally, the proposed approach demonstrates the noteworthy changes when contrasted and LEACH and a unique Application Specific Network Protocol for Wireless detector Networks conventions regarding vitality utilization of sensor hubs, improved system lifetime and proficient information assembling because of less vitality utilization amid information transmission.

Keywords: Mobile remote sensor systems, WSNs, Clustering convention, routing convention.

I. INTRODUCTION

Remote Sensor Networks have minimal effort calculation, stockpiling limit and radio advances that amass efficient miniaturized scale sensor hubs. Miniaturized scale sensor hubs are not capable electronics like full scale sensors but rather they give blame tolerant and fantastic sensor arranges by the organization of thousands of sensors inside a system area. What is implied here is that the hardware of police work or distinguishing square measure appropriate ascertaining the short states of nature encompassing the detector an within the finish dynamic them into an electronic flag and a message. In achieving the bottom station, the manner by that a communication should go through the sensor hub is controlled by a system known as steering convention that will all the while and straightforwardly impact the vitality proficiency of the wireless sensor networks[1][2][3][4][5][6].

In many study papers and undertakings it is clarified that the various leveled steering particularly the bunching systems make a massive improvement on WSNs. These methodologies are utilized to lessen the vitality usage and system execution once all the detector hubs of the system square measure causation info to the bottom station or focal gathering focus. The center components of the cluster based mostly wireless detector networks square measure detector hubs, bunches, bunch heads, base stations and finish shoppers (Fig. 1). The perceptive and dominant of every cluster is finished by the Cluster Head which fits concerning as a pioneer, the bread Cluster Head heads have coordinate correspondence with the bottom station [7][8].

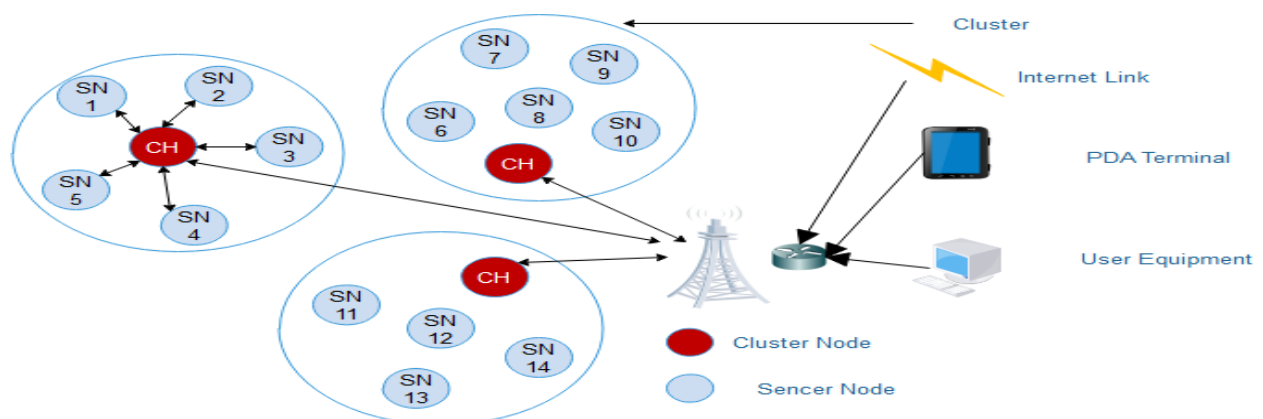


Figure 1. Cluster Using WSN.

A few grouping proposition have been accounted for in written works that propose different systems for choosing the bunch head and the turn of its part. So as to get a worldwide perspective of these techniques intended for picking the group head, the accompanying constraint should be measured.

- Who starts the determination of the cluster head?
- Which parameters decide a detector hub's part?
- Is re-start of the bunch development methodology required?
- Is there a good dispersion of the picked cluster heads?

- Is the making of adjusted groups ensured?
- Which method is proper in an extensive system, Single-bounce or Multi-jump?

Information combination conventions were intended for organize arrangement and gathering of information from the coveted condition. In every one round information has gathered from sensor hubs to CLUSTER HEAD and afterward transmitted towards the Base Station; a simple approach to do that is to consolidate (aggregate, normal, min, max, tally) information from various hubs. Round is characterized as the way toward gathering the information beginning the device hubs towards the base station, despite what proportion time it takes.

Cell phones are additionally the best way to deal with settle the information gathering issues in a productive way. There are some of the current WSN situations utilizing versatile stages, for example, creature checking, and movement observing and war zone reconnaissance applications. The MWSN is a predetermined class of WSNs where versatility goes about as an essential half within the application execution. As of late, analysts and merchants are fully targeted on to carry skillfulness in WSNs [9]. The closeness of transportable sinks or operators may be a novel and rising plan in WSNs, and now, versatility in WSNs is respected to be preference instead of an issue [10-11]. The outcomes have uncovered the ability of portability in enhancing the lifetime of systems and further upgrading the information dependability. Deferral and inactivity issues likewise manage particular circumstances in portable WSNs; [12-13] the vast majority of the fundamental highlights of versatile WSNs are the same as that of consistent settled WSNs [14-15].

Group head choice methodologies To look at the changed procedures for bunch start choice, a more extensive perception is required; these are their CSA, used parameter, essential RC (re-grouping), required FC (arrangement of the bunch), even or reasonable DCHs (appropriation of cluster heads) and BCC (adjusted cluster creation)

- **Deterministic Schemes**

Sensor hubs in the scope of correspondence initially pick themselves as a bunch head in the wake of satisfying the settled hub degree foundation. Amid each round, so as to settle on the choice of group start, hi post are communicated by all the device hubs to their neighbors; the first hubs to induce the pre-characterized variety of those messages announce themselves to be bunch start, and in this manner, communicate for a group setup. No less than one bunch start is ensured to be available in a scope of correspondence; this is accomplished by the sensor hubs accepting the communicate for setup from broadcasting another time. The device hubs that have gotten the communicated for setup at that point transmit joining solicitations to the group head which affirms the joining after accepting the solicitations; it at that point gets ready and appropriates the time timetable to each and every one its bunch individuals.

- **BS assist Schemes**

On the premise of the hub organization information, which is either gathered from the device hubs or priori accessible, the bottom station performs bunch arrangement within the system and illuminates the hubs. The bunch heads are picked by either the device hubs or the bottom station.

- **Permanent constraint Probabilistic Schemes**

Bunch heads, in these plans, are decided for the start and following information gathering rounds by assessing articulations including probabilistic prerequisites, and by utilizing parameters which are settled, for example, the what number of group heads there are and the round number.

- **Resource Adaptive Probabilistic Schemes**

In an asset versatile plan, information in regards to the accessible assets of the hubs is consider, when making the determination for the group heads in each resulting round. The limit is figured by the plan mulling over the lingering vitality, vitality devoured amid exhibit round and the normal vitality of the hub as additional parameters; this causes the procedure for the selection of the cluster build a itinerary for be vitality versatile.

- **Cluster chief choice in Combined Metric Schemes**

In writing on group based information gathering, a couple of half and half strategies have been suggested that join bunching with, at least one of alternate structures; these mixtures have been accounted for to have more vitality productivity. This plan alters the hubs and the limit work, and the non bunch heads choose the best cluster head by mulling over the whole hubs' leftover vitality and the way the hub is from the base-station.

This exploration work clarifies the vitality proficient bunch head determination in portable remote sensor organizes on the premise of remaining vitality and randomized choice of the hub, which is not allocated as a bunch head in past spherical. The target of this exploration work is to limit vitality utilization amid correspondence and amplify info assembly at the bottom station. Versatile information Collector based mostly directive convention utilizing for correspondence from supply to goal. MDC is taking possession predefined direction start to finish in each edge of the system and transmit reference point message in each 5 sec for CLUSTER HEAD and BS to refresh the Versatile Data Collector area and remaining vitality. At the point when CLUSTER HEAD got the guide message from Versatile Data Collector, at that point CLUSTER HEAD live the MDC's vitality and chooses the foremost extreme remaining vitality versatile information Collector to convey the detected collected in sequence towards the bottom station. The essential parameters of systems are: mounted base station that is located an extended approach from the sensors, homogeneous and vitality controlled device hubs and no high-vitality hubs amid the correspondence. the paper sorted out as takes after: half two abridges the connected works of vitality adept cluster based mostly directive conventions; part three introduces a basic assessment of LEACH and Hybrid Multi-bounce LEACH steering conventions; space four portrays planned Energy economical Cluster Head choice theme in a very Mobile Wireless device Networks; Section five clarifies the outcomes and exchanges in conclusion and future works displayed in Section 6.

II. RELATED WORKS

The primary reason for a proficient group head determination in various leveled directing is to keep up productive vitality use and information accumulation towards the sink. The grouping strategy additional usually than not works on the vitality well-kept within the sensors that square measure close to the bunch head. This segment gives a short presentation about group head determination plots in various progressive bunch based directing conventions.

2.1. Low Vitality Versatile Grouping Chain Of Command (LEACH)

Development of the Low Energy adaptation cluster Hierarchy (LEACH) is one among the first noteworthy enhancements to regular grouping approaches in WSNs as appeared in Figure. 2. The calculation is self sorted out, utilizes a solitary jump approach and the information blend procedure can diminish the rate of the information exchange.

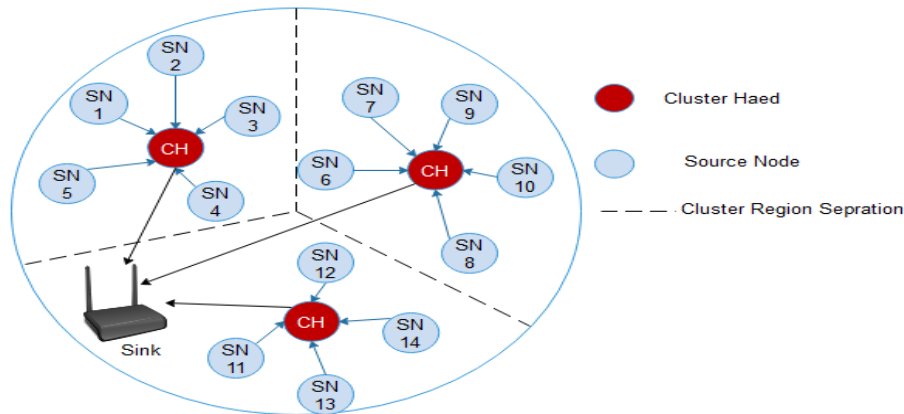


Figure 2. On Its Own Hop LEACH Routing Approach.

It uses the randomized pivot of the neighborhood base stations (i.e., CHs) to equally flow into the vitality stack among the sensors within the system. Amid the set-up stage, all hubs square measure sorted out into bunches through speaking with short messages and one hub is chosen as a group go to group head determination calculation. Toward the start of this stage, each hub in the system must choose whether it will end up being a bunch head or not. This choice is made by the hub n picking an arbitrary number in the vicinity of 0 and 1. On the off chance that the number is not as much as a limit $T(n)$, the hub turns into a bunch set out toward the current round. The edge $T(n)$ is set as:

$$T(n) = \begin{cases} \frac{p}{1-p*(r \bmod \frac{1}{p})} & (1) \\ 0 & \end{cases}$$

Each bunch top sets up a period division numerous entrance TDMA plan for all the part hubs of its group. Every one of the hubs communicate small messages utilizing the Carrier Sense Multiple Access raincoat convention, [16] LEACH utilizes confined coordination to empower skillfulness and strength for the dynamic system, and joins information combination into the steering convention.

2.2. TEEN and the APTEEN Protocols.

The limit delicate Energy Efficient sensor Network convention (TEEN) is a bunch based various leveled convention [17] which is intended to be touchy to startling alteration in the apparent components, for example, natural surroundings observing and measurement of the warm temperature. For time-delicate applications, responsiveness is a vital parameter, where the system works in a receptive mode. High scholar embraced a progressive approach with the utilization of information driven component. The design of the sensor arrange in this convention depends on a various leveled gathering, where nearer hubs frame bunches and this is the next level process till the (sink) base station is proficient.

Two edges transmit through the group make a beeline for the hubs following the production of the bunches. These square measure the onerous and delicate limits trademark. The smallest conceivable estimation of the onerous edge is to enact a sensing element hub to modify on its transmitter and transmit to the cluster head. In like manner, the hard edge apportion the hubs to communicate just when the trait is distinguished inside the particular district, which will diminish communicates, widely. At the point when a hub identifies an esteem equivalent to or more noteworthy than the inflexible edge, it sends the information just when the estimation of that quality changes by a sum equivalent to or over the delicate limit. At last, the delicate edge is to additionally lessen the quantity of transmission if there's a small or no adjustment within the apparent esteems. One will direct the onerous and delicate edges to regulate the amount of bundle transmissions. The model is embraced from [17] as diagrammatic in Fig. 3

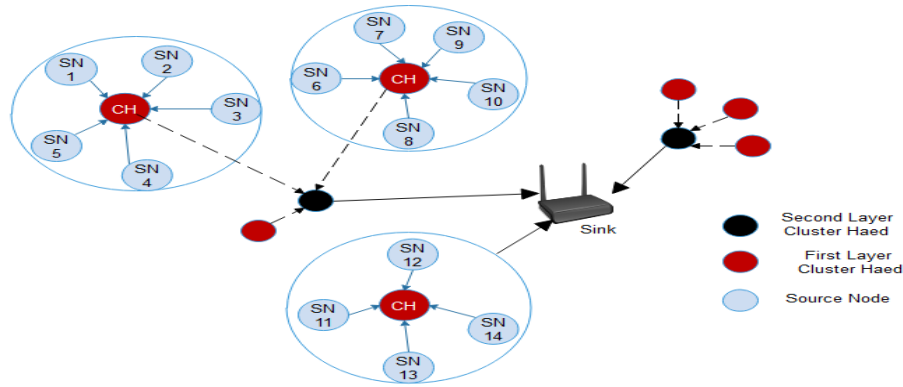


Figure 3. Limit Sensitive Energy efficient sensing element Network Protocol and therefore the adaptative Sensitive Energy efficient sensing element Network Protocol hierarchical bunch.

The Adaptive Threshold weak Energy Efficient sensor Network convention (APTEEN) is another rendition of TEEN [18]; the primary goals is to catch both the standard accumulation of information and react to basic occasions in time. The APTEEN engineering is comparable as in TEEN. All hubs get the qualities, limit esteems and correspondence design from the bunch heads, while the group is made around a BS. To spare vitality, information accumulation is the greatest technique and is performed by the bunch heads. Three distinctive inquiry sorts utilize APTEEN: the sequential, examination of the prior period information esteems; just the once, take a photo of the system; and proceeding to seek after a case for span of time.

The copy consequences of. Limit Sensitive Energy economical sensing element Network Protocol and adaptation Sensitive Energy economical sensing element Network Protocol demonstrates superior to LEACH. APTEEN's execution is amongst Limit Sensitive Energy economical sensing element Network Protocol and LEACH as way because the life of the system and vitality utilization. Juvenile offers the simplest execution since the amount of the transmissions is lessened, but Limit Sensitive Energy economical sensing element Network Protocol isn't affordable for glorious applications that need intermittent reports whereas the shopper cannot get any info some if the boundaries aren't met. Also, the basic impediments of each methodologies square measure the many-sided quality and overhead of the varied cluster levels in sight of the execution of the sting capacities and highlights as indicated by the portrayal of the question.

2.3. A Creative Application Particular System Convention for Remote Sensor Systems

In many steering conventions for customary MANETs, for example, DSDV and DSR utilized broadly multi-bounce directing methodology; these conventions utilized at least one middle of the road hubs from starting place to goal. Zhao et al. [19] proposed a novel self-sorting out vitality productive Hybrid convention in light of LEACH that joins numerous bounce steering system and bunch based design. Bunch heads go about as spine after the arrangement of groups, each part hub of group specifically send the information to separate bunch head and afterward bunch head embracing multi-jump directing system to transmit the information towards the base station. Multi-jump steering technique is an option of straight correspondence with a specific end goal to diminish correspondence vitality and disseminate vitality stack equally all through the entire system.

In addition, this convention makes same suppositions as LEACH convention much the system show like Carrere Séance Multiple Access raincoat convention victimization to diminish the probability of crash at set-up stage. The hub within the system is aware of concerning its space that is vital for the multi-bounce steering between cluster heads and may be accomplish by international Positioning System (GPS) innovation. It utilizes randomized pivot of close base stations (i.e. CHs) to dependably dispense the heap of vitality between the sensors within the system. All hubs square measure overseen within some bunches by the help of short message correspondence amid the set-up stage and one hub is chosen as teams head, as indicated by bunch head selection calculation same as LEACH convention. Toward the begin of set-up stage, each hub within the system must select whether or not it'll find yourself being a bunch head or not, this selection is influenced in sight of edge to esteem that's irregular variety within the locality of zero and one. The hub changes over into bunch come into being toward the present spherical if the estimation of variety isn't the maximum amount because the limit. Comparable as LEACH, the relentless territory of Hybrid steering convention is comprised of the many casings wherever each half hub possesses its own schedule vacancy to send its info to the cluster head. On the off probability that a bunch head has the melded info to transmit to the bottom Station, it'll endeavor to find a multi-jump course among all bunch heads to transfer the data parcel to the baccalaureate agreeing a steering calculation as showed in Fig. 4. Since vitality is incredibly valuable in out of reach sensing element hubs for condition checking, the directive calculation used here got to be as basic as conceivable to stay complexity of the convention from rising to a fault. Thusly, the bottom transmission vitality (MTE) [20, 21] steering is received as directive calculation that could be a clear arrangement within the cluster of the multi-bounce directive calculations. The noteworthy advantage of this planned convention is to decrease the transmission vitality consumption that specifically builds the overall system life however organize idleness moment and end-to-end defer is dilated

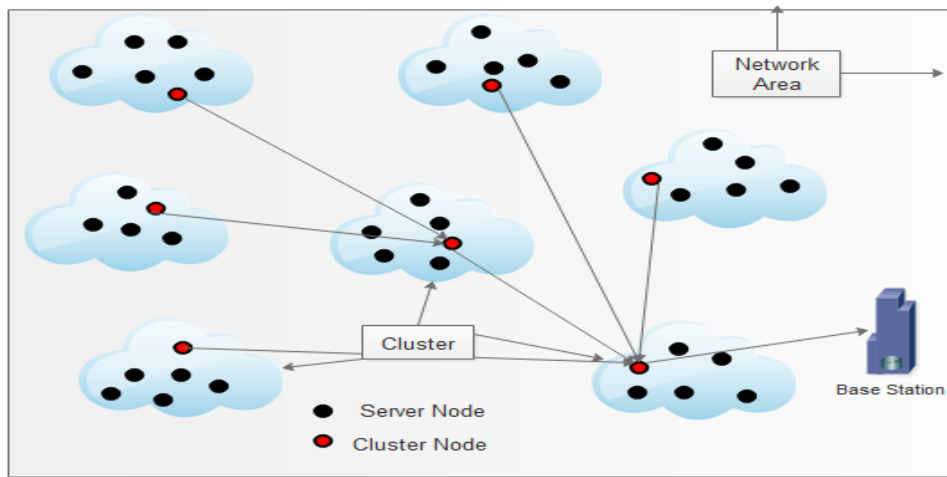


Figure 4. Architectural of Hybrid Multi-hop.

III. APPRAISAL OF LEACH AND HMPLEACH

Ever since LEACH and Hybrid Multi-jump LEACH are depicted in writing study which are the base beginning stages of this examination work, this area cover the basic investigation of the plan guidelines of these conventions.

3.1. Vitality Dissemination Because Of Relocation

The first drawback of LEACH steering convention is specifically causation the accumulated and compacted data beginning all bunch heads to the bottom station, during this circumstance a little of the cluster heads are a protracted method from the BS and different are nearer thereto as a results of all detector hubs are universal in an exceedingly large region. This has been huge impact as way as correspondence vitality consumption among the bunch heads towards the bottom station. 2 kinds of radio correspondence vitality consumption incorporate transmitter/beneficiary hardware and transmit attention vitality. Unremarkably the vitality of speaker is basic for effective correspondence that's significantly larger than the vitality of transmitter and recipient hardware and controls the vitality consumption of correspondence. The bottom elementary vitality of speaker is specifically known with twofold the separation from supply to favored goal (E_{Tx-amp}/d^2) exhorting in free area show, that the vitality consumption of correspondence primarily increments once the separation of correspondence rises. that's incontestable, the way bunch heads gained well additional vitality to forward the knowledge towards the bottom station than the opposite cluster heads those near the bottom station and also the noteworthiness distinction emerges in vitality scattering among the detector hubs those that ar shut and a protracted method from the bottom station when fruitful rounds of the system. In LEACH convention all detector hubs begin with same vitality level, the way hubs uses the vitality before those nearer the bottom station, that the general impact the system isolated in 2 segments by alive and dormant hubs and also the system execution decays.

3.2. LEACH Protocol using Vitality Dissemination Estimation

Initially arrange radio model is the huge accomplishment in the range of low vitality radio systems; this model gives extremely straight forward conditions for both transmitting and accepting information starting with one hub then on to the next hub are given underneath in Eqs. (1) and (2).

$$E_{Tx}(l,d) = E_{Tx-elec}(l) + E_{Tx-amp}(l,d) \quad (1)$$

$$= \begin{cases} lE_{elec} + lE_{Tx-amp}(l,d), & d < d_0 \\ lE_{elec} + lE_{fs}d^4, & d \geq d_0 \end{cases}$$

$$E_{Rx}(l) = E_{Rx-elec}(l) = lE_{elec} \quad (2)$$

Transmission vitality to broadcast a memorandum of l bits contains radio electronics dissemination $E_{Tx-amp}(l)$ and loudspeaker dissipation $E_{Tx-amp}(l,d)$; d is the separation amongst transmitter and beneficiary. On the off chance that d is not as much as a limit d_0 , $E_{Tx-amp}(l,d) \propto d^2$ as indicated by the free space demonstrate; generally $E_{Tx-amp}(l,d) \propto d^4$ is as per the multipath display. E_{elec} and E_{amp} are influenced by many components, LEACH convention set as: $E_{elec} = 50$ nj/bit and $E_{amp} = 10$ pj/bit/m². Figure 5 clarifies the information transmission compositional perspective of LEACH convention.

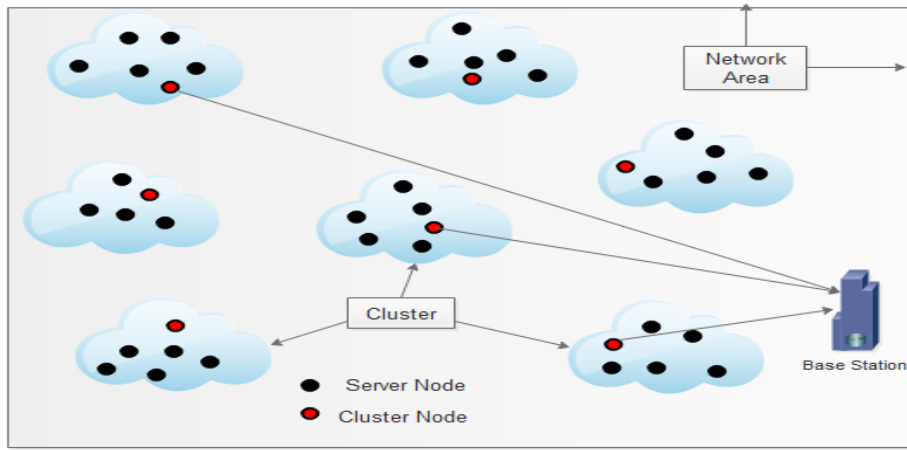


Figure 5. Data Broadcast in LEACH Protocol.

Consequently, for above given parameters obviously getting and transmitting information is not an ease operation. Vitality dispersal of transmission and getting investigation between hubs an and B are given beneath, assume the parcel estimate is 248 bits and separation d is roughly 29 meters.

$$\text{Energy dissipation to transmit per packet} = lE_{elec} + lE_{amp}d^2$$

$$= l(E_{elec} + E_{amp} * d^2)$$

$$= 248(50 \text{ nj/bit} + 10 \text{ pj/bit/m}^2 * (29)^2)$$

$$E_{Tx}(l, d) = 16.9 \times 10^{-6} \text{ J}$$

$$\text{Energy debauchery to receive per packet} = lE_{elec}$$

$$= 248 * 50 \text{ nj/bit}$$

$$E_{Rx}(l) = 14.4 \times 10^{-6} \text{ J}$$

3.3. Vitality Dissipation Calculation in Hybrid Multi-jump LEACH Protocol

Vitality dispersal of transmission and accepting investigation between hubs An and B in Hybrid Multi-jump LEACH, assume the bundle measure is 248 bits and separation d is around 12 meters from bunch make a beeline for another group head. Figure 6 clarifies the information transmission structural perspective of Hybrid Multi-bounce LEACH convention.

$$\text{Energy dissipation to transmit per packet} = lE_{elec} + lE_{amp}d^2$$

$$= l(E_{elec} + E_{amp} * d^2)$$

$$= 248(50 \text{ nj/bit} + 10 \text{ pj/bit/m}^2 * (12)^2)$$

$$E_{Tx}(l, d) = 14.8 \times 10^{-6} \text{ J}$$

$$\text{Energy dissipation to receive per packet} = lE_{elec}$$

$$= 248 * 50 \text{ nj/bit}$$

$$E_{Rx}(l) = 14.4 \times 10^{-6} \text{ J}$$

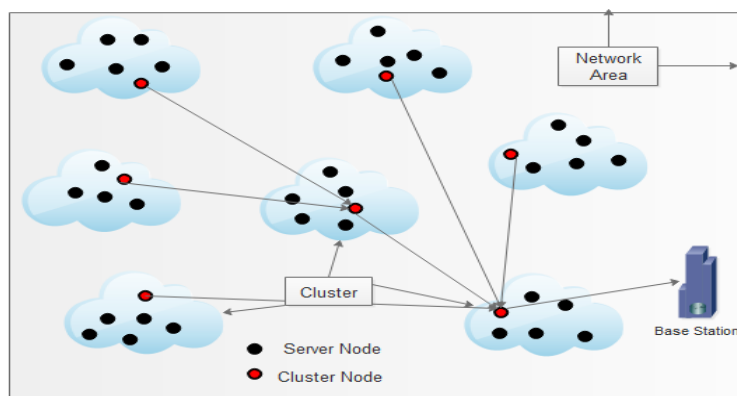


Figure 6. LEACH Protocol Using Data Transmission.

IV. PROPOSED APPROACH

This convention utilizes a three-level system design and multi-bounce steering correspondence for information total and broadcast from the sensor core to base station. It has been watched that this sort of design upgrades the system adaptability for extensive scale natural applications. Multi-jump directing correspondence is utilized to lessen the debate of the channel range and give planned vitality investment resources by the support of long and multi-bounce correspondence from source to goal.

4.1. Vitality Show for Information Broadcast

As of late, a large amount of do analysis has been through with reference to low-vitality unfold means that of communication models. This planned directional convention utilizes a simple 1st Order Radio Model, wherever the transmitter and beneficiary disperse Elect fifty five nj/bit and a transmit attention circuit at eamp one hundred and five pj/bit/m² to accomplish a satisfactory Eb/No. this best at school radio define, 1st Order Radio Model's parameters are somewhat superior to alternate models.

Assume r2 is that the vitality misfortune within a channel Broadcast, once distribution a k-bit message at a separation of d by the help of the radio model, the transmission finish counts are in Eqs. (3) and (4):

$$E_{Tx}(k, d) = E_{Tx-elec}(k) + E_{Tx-amp}(k, d)$$

$$E_{Tx}(k, d) = E_{elec} * k + E_{amp} * k * d^2 \quad (3)$$

And the receiving end calculations are:

$$E_{Rx}(k) = E_{Rx-elec}(k)$$

$$E_{Rx}(k) = E_{elec} * k \quad (4)$$

4.2. Bury and Intra Bunch Correspondence

The conclusion to-end data communication procedure of the planned convention is isolated into several spherical with each one round took when by a set-up stage and consistent stage for cluster development and data exchange, separately, from the detector hubs to MDC and afterwards ultimately towards the bottom station. The operation course of events of the LEACH convention is appeared in Figure. 7.

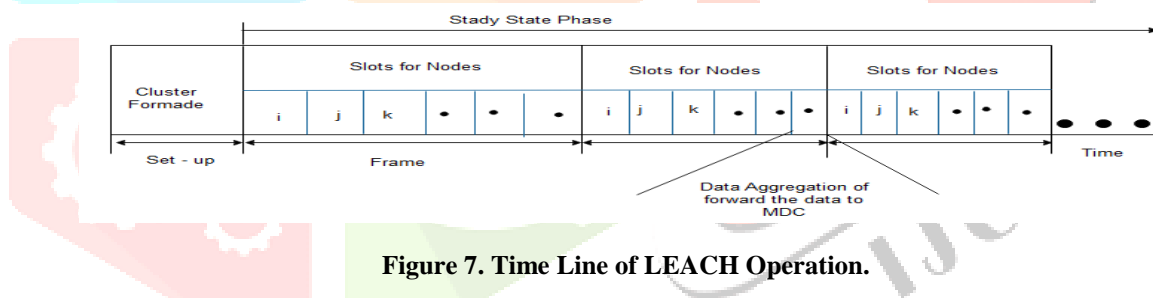


Figure 7. Time Line of LEACH Operation.

Set-up section and Cluster Head Choice: within the time of bunch development, all hubs are self-sustaining, self-sorted out and musical group into teams throughout short messages utilizing the CSMA convention. Every hub of the system must choose a option to find yourself plainly a bunch head or not with the chance of P_i and also the leftover vitality of hub; P_i with the remaining vitality hub within the planned direction is discovered by the LEACH calculation as appeared in relative atomic mass. (5).

$$P_i(t) = \begin{cases} (1 - (E_{con}/E_{Total})) * \frac{k}{N - k * (r \bmod \frac{N}{k})} & \\ 0 & \end{cases} \quad (5)$$

Toward the beginning of the set-up stage every hub utilizes this equation to figure the chance P_i consult with the leftover vitality of hub. The initial section of relative atomic mass. (5) registers the leftover vitality {of every of every} detector hub; E_{con} and E_{total} are the impressed energy in each spherical and also the total energy of the node therein order. The second half guarantees that the conventional variety of cluster sets out toward every spherical is k; this suggests the whole system is isolated into k bunches and N is that the mixture variety of hubs within the system. every hub has been chosen once as a bunch head when N/k adjusts by and enormous and r demonstrates the spherical variety. Those hubs selected as a bunch come into being toward this spherical aren't qualified to be chosen as a bunch come into being toward the subsequent spherical.

Clarifies the inquiring examination comes regarding between the everyday and planned bunch head determination direction, on the off likelihood that it's accepted that $E_{total} = 2J$, $k = 10$, $N =$ a hundred and $r =$ one, 2, 3 and 4. All cluster heads within the system communicate a declaration from each one of the hubs through the architect Séance Multiple Access convention; this message incorporates a few fields like bunch head hub position and message type that show it's a brief message. when time t1, hubs get various declaration post from various cluster heads, at that time the half hub chooses the closest bunch head on the premise of the flag quality of the parcel declaration and picks the closest bunch head with the smallest separation.

Consistent Phase: Figure eight clarifies the enduring stage stream transmission of planned convention; this stage utilizes multi-jump steering by the help of Mobile data Collector for data transmission towards the bottom station. When the cluster development, the bunch head sets up a TDMA arrange for every hub to send data to the bunch head. This coming up with is to evade crashes and reduce the vitality utilization between the knowledge messages within the cluster and empowers each individual from the radio hardware to be off once not getting used.

To diminish bury bunch electrical phenomenon every cluster utilizes an interesting spreading regulations; once the hub is chosen as a bunch head it chooses that one in all a form code and advises all the half hubs within the bunch to transmit their data utilizing this spreading code. Within the data combination system towards the bottom station, the Mobile data Collector transmits a point of reference message for all the bunch heads to refresh their gift position as made public in Fig. 8.

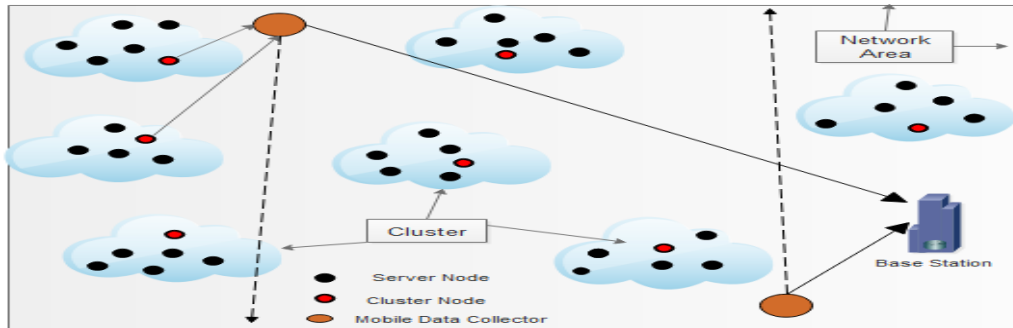
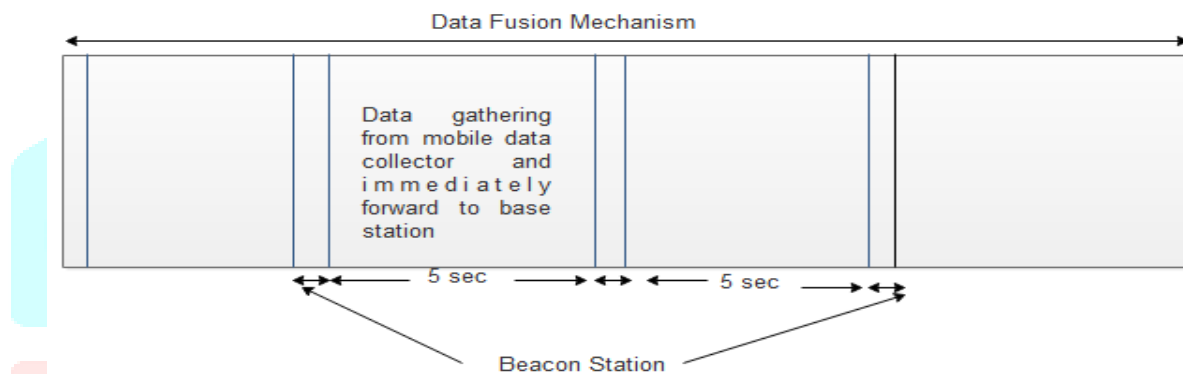


Figure 8 Communication Flow Transmissions.



As indicated by the backwards open area law, the communication vitality is conversely relative to the square of the separation, hence, sensor hub A figures minimal separation via the square separation work $S(M)$ to achieve the base station through MDC.

$$S(M) = s^2 A.M + s^2 M.BS \quad (M \text{ denote MDC})$$

At that point, minimal separation of them is taken in connection to the square of the separation from the head hub A to BS.

$$\text{Min}(S(M)) < s^2 A.BS$$

Pseudo Code of the VITALITY CLUSTER HEAD Proposed Protocol:

BEGIN

1. Identify the Probability ($pset$), number of hubs (s);

2. $Einit(s) = E0, s = 1, 2, 3, \dots, n$;

SET-UP PHASE

1. do{/show again for r rounds

2. $r_random(0, 1)$;

3. **if** $Eres >$ among all competitor CLUSTER HEAD and $(Einit) > 0$ and $\text{mod}(1/popt) \neq 0$ then

4. process $T(s)$;/given by (1)

5. **if** $(r < T(s))$ then

6. CLUSTER HEAD $\{s\} = \text{TRUE}$;/hub " s " be a CLUSTER HEAD

7. **Else**

8. CLUSTER HEAD $\{s\} = \text{FALSE}$;/hub " s " not be a CLUSTER HEAD

9. **End if**

10. **End if**

11. **if** (CLUSTER HEAD $\{s\} = \text{TRUE}$) then

12. BC (ADV) _ communicate a notice communication;

13. Join (IDi) ;/non-group head hub I join into the nearest CLUSTER HEAD

14. Group (c);/frame a bunch c;

15. **End if**

STEADY PHASE (CLUSTER HEAD – MDC)

1. **if** (CLUSTER HEAD (s) = TRUE) **then**
2. Get (IDi, DataPCK)/get information from individuals;
3. Total (IDi, DataPCK)/total got information;
4. Trans To MDC (IDi, DataPCK);/transmit got information;
5. **Else**
6. **If** (My Time Slot = TRUE) **then**
7. Trans To CLUSTER HEAD (IDi, DataPCK);/transmit detected information;
8. **Else**
9. Rest Mode (I) = TRUE;/hub I at a rest state
10. **End if**
11. **End if**

STEADY PHASE (MDC – BS)

1. Get (area refresh);/get reference point message
2. **if** (CLUSTER HEAD (s) = TRUE) **then**
3. dis = cal_dist (CLUSTER HEAD , MDC);
4. after "t" Time
5. **if** (CLUSTER HEAD.dis > dis)
6. CLUSTER HEAD.dis = dis;
7. CLUSTER HEAD. MDCID = MDC.ID
8. **Else**
9. CLUSTER HEAD.dis = CLUSTER HEAD.dis
10. CLUSTER HEAD. MDCID = CLUSTER HEAD. MDCID
11. **End if**
12. **End if**
13. Trans to MDC (CLUSTER HEAD. ID, Data PCK);/transmit information from CLUSTER HEAD
14. **Else**
15. Refresh (X pos, Y pos)/directions of MDC
16. Message (ACK); /message to MDC
17. **End Else**

At the purpose once a bunch head has gotten adequate info from its people, at that time it'll modify the diffusion code for MDC and are available back to induce the detected info messages from its people once effective transmission. Amid the communication from the bunch create a route for MDC, all the cluster heads communicate the messages within the system through another appointed spreading code and CSMA/CA is used as a macintosh layer convention to dodge conceivable crash between them. At the purpose once MDC has gotten the knowledge from any of the bunch head, at that time it'll specifically forward info towards the bottom station

V. SIMULATION RESULT

The Network Parameters of the Simulation.

5.1 Throughput: - Throughput is the normal rate of fruitful message conveyance over a correspondence channel.

Throughput = (No. of Packets * Packet Size) / Total Time

Table 1. Throughput on Wireless Sensor Networks

No. of Node	LEACH	PEGASIS
15	6008.38	9568.1
30	4003.5	8125.4
45	3205.2	5341.2
60	2467.8	4787.4
75	1845.2	3015.8

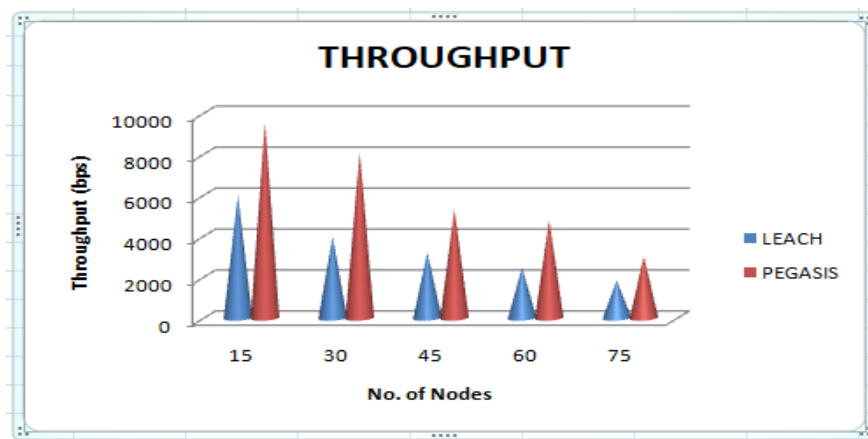


Figure 5.1: Throughput for Scenario of Wireless Sensor Networks

5.2 Packet Delivery Ratio:-

The proportion between the quantity of bundles started by the "application layer" CBR sources and the quantity of parcels gotten by the CBR sink at the last goal [8].

$$\text{Packet delivery ratio} = \frac{\sum \text{Number of received packets}}{\sum \text{Number of Send packets}}$$

Table 2. Packet Delivery Ratio on Wireless Sensor Networks

No. of Node	LEACH	PEGASIS
15	0.9123	0.9235
30	0.8432	0.8523
45	0.7174	0.7654
60	0.6425	0.6945
75	0.5243	0.5864

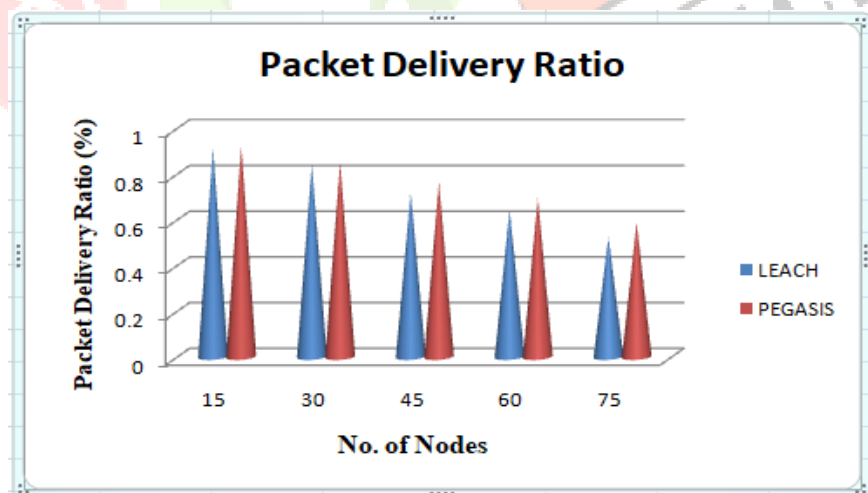


Figure 5.2: Packet Delivery Ratio for Scenario of Wireless Sensor Networks

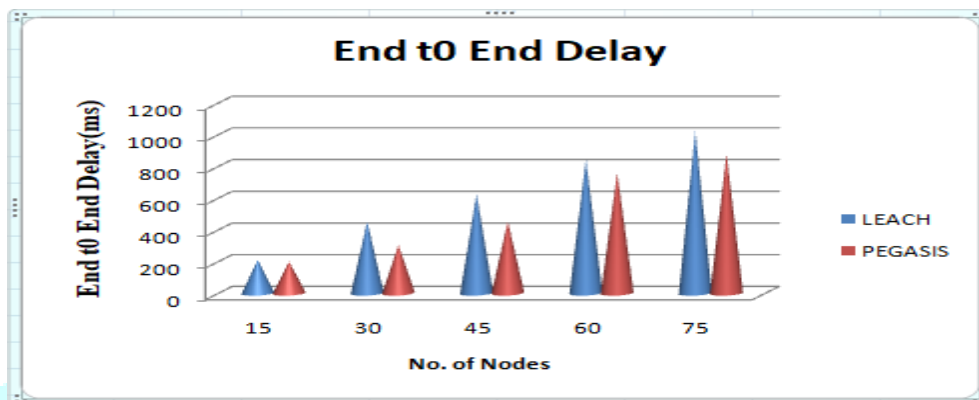
5.3 End to end Delay:

This includes all attainable delays caused by buffering throughout route discovery latency, queuing at the interface queue, re transmission delays at the mackintosh, and propagation and transfer times .It are often outlined as:

$$\text{Delay} = \frac{\sum (\text{Arrive time} - \text{Send time})}{\sum \text{Number of send messages}}$$

Table 3. End to end Delay on Wireless Sensor Networks

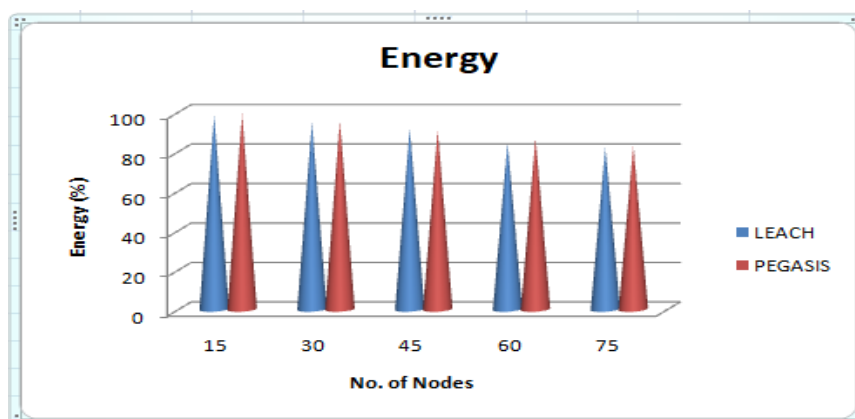
No. of Nodes	LEACH	PEGASIS
15	210.36	198.52
30	452.12	302.56
45	625.45	452.64
60	845.12	758.12
75	1023.5	879.25

**Figure 5.3: End to end Delay for Scenario of Wireless Sensor Networks****5.4 Energy:**

In specially appointed system vitality is assuming an indispensable part in light of the fact that numerous hubs are breakdown because of less of vitality. The vitality conduct of the diverse hubs was examined utilizing reenactments.

Table 4. Energy on Wireless Sensor Networks

No. of Node	LEACH	PEGASIS
15	98.23	98.89
30	94.85	95.42
45	91.45	90.85
60	84.256	86.74
75	81.854	82.68

**Figure 5.4: Energy for Scenario of Wireless Sensor Networks**

VI. CONCLUSIONS

This examination street numbers the significant correlation in single-bounce and multi-jump steering conventions. As indicated by previously mentioned reproduced comes about is the confirmation for multi-jump vitality productive group head determination in MWSN directing convention is superior to anything single-bounce LEACH and Hybrid Multi-jump LEACH steering convention regarding the vitality utilization of sensor hubs, broadly enhancing the system lifespan, higher movement got, exchange over off with the channel access and end-to-end delays. In our coming work, we are going to upgrade and approve the Mobile information Collector based mostly steering convention by Multi-channel plan at the bottom station to specifically allot the channel for MDC's instead of single channel and additional more find the most effective thanks to take care of settle channel access and end-to-end delays in Mobile information Collector based directional convention.

References

- [1] Akyildiz, I.F.; Weilian, S.; Sankarasubramaniam, Y.; and Cayirci, E. (2002). A survey on sensor networks. *IEEE Communications Magazine*, 40(8), 102-114.
- [2] Jing, C.; Shu, D.; and Gu, D. (2007). Design of streetlight monitoring and control system based on wireless sensor networks. *Proceedings of the Second IEEE Conference on Industrial Electronics and Applications*, 57-62.
- [3] Arshad, M.; Kamel, N.; Saad, N.M.; and Armi, N. (2010). Performance enhancement of wireless sensor nodes for environmental applications. *Proceeding of the International Conference on Intelligent and Advanced Systems*, 1-5.
- [4] Arshad, M.; Saad, N.M.; Kamel, N.; and Armi, N. (2011). Routing strategies in hierarchical cluster based mobile wireless sensor networks. *Proceedings of the International Conference on Electrical, Control and Computer Engineering*, 65-69.
- [5] Arshad, M.; Alsalem, M.; Siddqui, F.A.; Saad, N.M.; Armi, N.; and Kamel, N. (2012). Data fusion in mobile wireless sensor networks. *Proceedings of the International MultiConference of Engineers and Computer Scientists*, 396-400.
- [6] Arshad, M.; Alsalem, M.; Siddqui, F.A.; Saad, N.M.; Armi, N.; and Kamel, N. (2012). Efficient cluster head selection scheme in mobile data collector based routing protocol. *Proceedings of the International Conference on Intelligent and Advanced Systems*, 280-284.
- [7] Arboleda, L.M.; and Nasser, N. (2006). Comparison of clustering algorithms and protocols for WSNs. *Proceedings of the Canadian Conference on Electrical and Computer Engineering*, 256-261.
- [8] Akkaya, K.; and Younis, M. (2005) A survey on routing protocols for WSNs. *Journal of Ad Hoc Network*, 3(3), 325-349.
- [9] Arshad, M.; Alsalem, M.; Siddqui, F.A.; and Saad, N.M. (2013). Multi-hop routing protocol for mobile wireless sensor networks. *Proceedings of the IEEE World Congress on Computer and Information Technologies*, 1-6.
- [10] Arshad, M.; Alsalem, M.; and Siddqui, F.A. (2013). Performance evaluation of routing protocol for mobile wireless sensor networks. *Proceeding of the World Congress on Multimedia and Computer Science*, 192-200.
- [11] Ekici, E.; Gu, Y.; and Bozdogan, D. (2006). Mobility-based communication in wireless sensor networks. *IEEE Communication Magazine*, 44 (7), 56-62.
- [12] Liu, B.; Towsley, D.; and Dousse, O. (2005). Mobility improves coverage of sensor networks. *Proceedings of the ACM MobiHoc*, 300-308.
- [13] Wang, W.; Srinivasan, V.; and Chua, K.-C. (2005). Using mobile relays to prolong the lifetime of wireless sensor networks. *Proceeding of the MobiCom*, 270-283.
- [14] Yarvis, M.; Kushalnagar, N.; Singh, H.; Rangarajan, A.; Liu Y.; and Singh, S. (2005). Exploiting heterogeneity in sensor networks. *Proceedings of IEEE INFOCOM*, 878-890.
- [15] Rahimi, M.; Shah, H.; Sukhatme, G.S.; Heideman, J.; and Estrin, D. (2003). Studying the feasibility of energy harvesting in a mobile sensor network. *Proceeding of the IEEE International Conference on Robotics & Automation*, 19-24.
- [16] Heinzelman, W.R.; Chandrakasan, A.; and Balakrishnan, H. (2000). Energy- efficient communication protocol for wireless microsensor networks. *Proceedings of the 33rd Annual Hawaii International Conference on System Sciences*.
- [17] Manjeshwar, A.; and Agrawal, D.P. (2001). TEEN: A routing protocol for enhanced efficiency in wireless sensor networks. *Proceedings of 15th International Symposium on Parallel and Distributed Processing*, 2009-2015.
- [18] Manjeshwar, A.; and Agrawal, D.P. (2002). APTEEN: a hybrid protocol for efficient routing and comprehensive information retrieval in wireless sensor networks. *Proceedings of the International Symposium on Parallel and Distributed Processing*.
- [19] Zhao, J.; Erdogan, A.T.; and Arslan T. (2005). A novel application specific network protocol for wireless sensor networks. *Proceeding of the IEEE International Symposium on Circuits and Systems*, 5894- 5897.
- [20] Ettus, M. (1998). System capacity, latency, and power consumption in multi hop-routed SS-CDMA wireless networks. *Proceeding of the IEEE Radio and Wireless Conference, RAWCON*, 55-58.
- [21] Shepard, T. (1996). A channel access scheme for large dense packet radio networks. *Proceeding of the ACM SIGCOMM*, 219-230.