

COMPARISON BETWEEN QUARKXPRESS 2016 VERSUS QUARKXPRESS 2017

Sargam Jain ¹, Kapil Saini ²

¹Research Scholar, ²Assistant professor

Computer Science & Engineering Department

Geeta Engineering College, Naultha,

Panipat, Haryana

Abstract

Graphic design is the art of aesthetics. It emphasizes visual communication using a range of elements for different media to convey a valuable message. Thus, before developing any design, the designer must focus on type, colour, shape, space, form, pattern and texture so that it makes the product attractive and appealing for the consumers according to requirements. QuarkXPress is a desktop publishing software which provides such features like image editing, Multi-color gradient, Transparency blend modes etc. as compared to other software so that we can make our design more attractive.

The objective of our paper is to highlight important features of QuarkXPress 2016 and QuarkXPress 2017 in the field of:-

- a) Images and vectors
- b) Typography and text
- c) Digital publishing

The most recent version of QuarkXPress 2017 allows publishing in English (International & US) and other languages such as Chinese (Simplified & Traditional), Dutch, Spanish, France, German etc.

Keywords – QuarkXPress, QuarkXPress 2016, QuarkXPress 2017

Introduction

QuarkXPress is one of the leading software of graphics design which is mainly used in editorial design. It is a desktop publishing program for creating and editing page layouts for Mac OS and windows invented by Quark, Inc. in 1987. It's used by several users around the world who value the quality and performance for print and digital projects.

QuarkXPress 2016

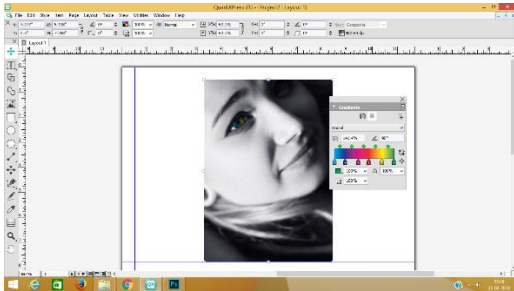
With the passage of time and customer requirements, QuarkXPress 2016 highlights new features which take its design and productivity to its next level. With 64-bit architecture, QuarkXPress 2016 delivers outstanding performance across the world from the simplicity of the color picker tool to the innovation of exporting HTML5 publications.

According to customer feedback, 66% of users rated QuarkXPress 2016 as the best version ever. As this version allows perpetual license with 60-days of free support, free dual activation, cross platform licenses (Mac and PC) and ongoing access to free updates.

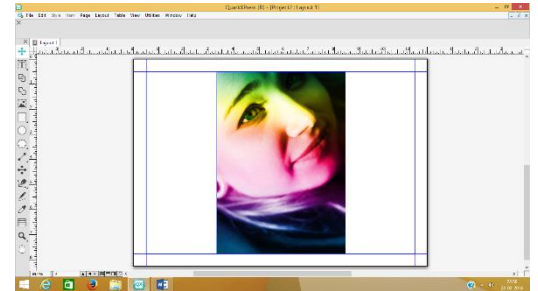
Built on the foundation of performance, stability and reliability, QuarkXPress 2016 includes following top new features:-

- a) **Multi-color Gradients:-** In QuarkXPress 2015, we can use only two color blends. But with customer requirements, QuarkXPress 2016 added color picker tool which helps us in picking up multiple colours and then save or discard colour according to our requirement in a gradient palette to form multi-color gradient to apply an object.

Multi-color gradient is apply in the form of radial, axial, rectangular & diamond blends. With the help of color picker tool, we are free to craft any kind of gradient with as many colors according to our requirement as shown below



Before Gradient

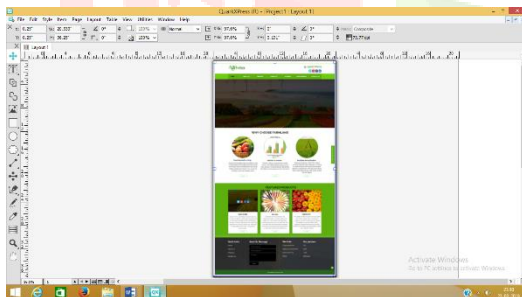


After gradient applied

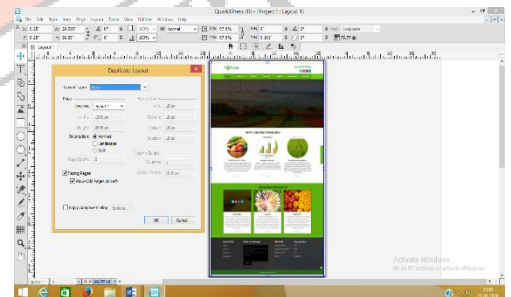
This version also specifies transparency values for each color which we select but this feature doesn't support in inDesign and also provide aspect ratio for radial blends.

- b) **Export as HTML5 publications:-** Digital publishing enhancements includes:-

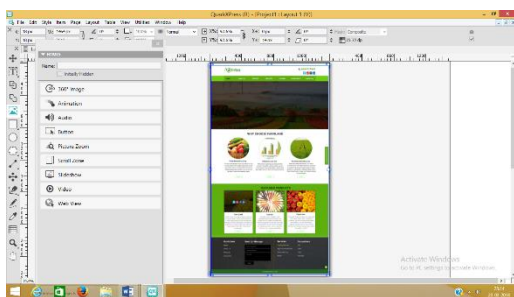
- **New digital layout:-** QuarkXPress 2016 added new feature to create HTML5 publications from scratch or by converting print layouts into digital layout without any additional software & no digital publishing costs. HTML5 palette supports specific features such as 360 degree image, Animation, Audios, Button, Picture zoom, Scroll zone, Slideshow and Video. An example of creating digital layout is shown as:-



Step 1:- Create a Print layout

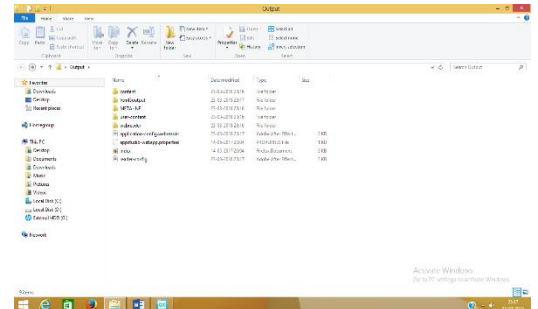
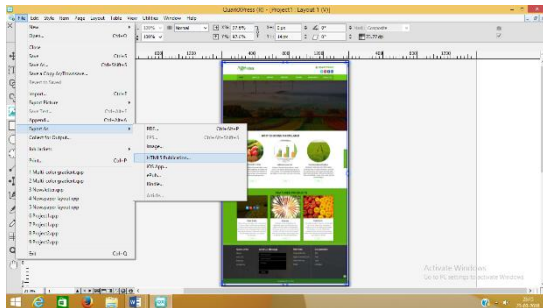


Step 2:- Go to Layout > Duplicate > Digital layout

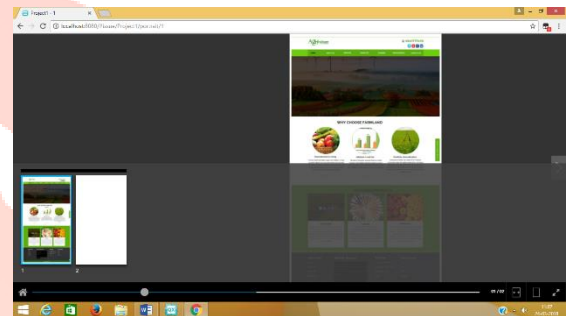
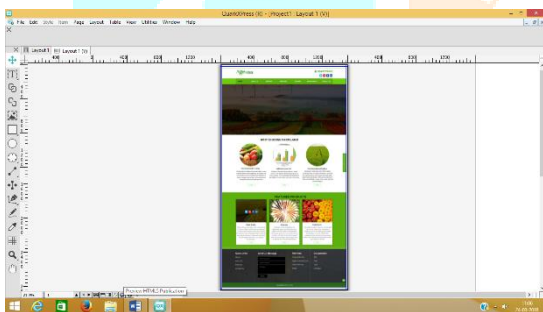


Step 3:- Finally Digital layout

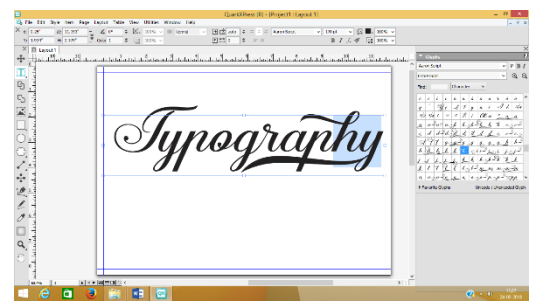
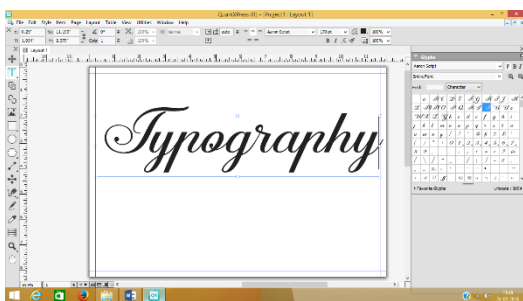
- **Ability to export layout as HTML5 publication:-** After creating a digital layout, we can export that layout into HTML5 publications which are standard based and need no plugin. Thus, we can get a self-contained package of HTML, CSS, and JavaScript files, along with all the necessary images, fonts, and multimedia content which we used in our layout which can be simply uploaded to a web server as shown below:-



- **Ability to preview HTML5 publications:-** Before exporting into HTML5, QuarkXPress 2016 allows us to preview our layout for testing how it can be appear in a browser as this feature doesn't support in inDesign providing an easy and effective online experience.

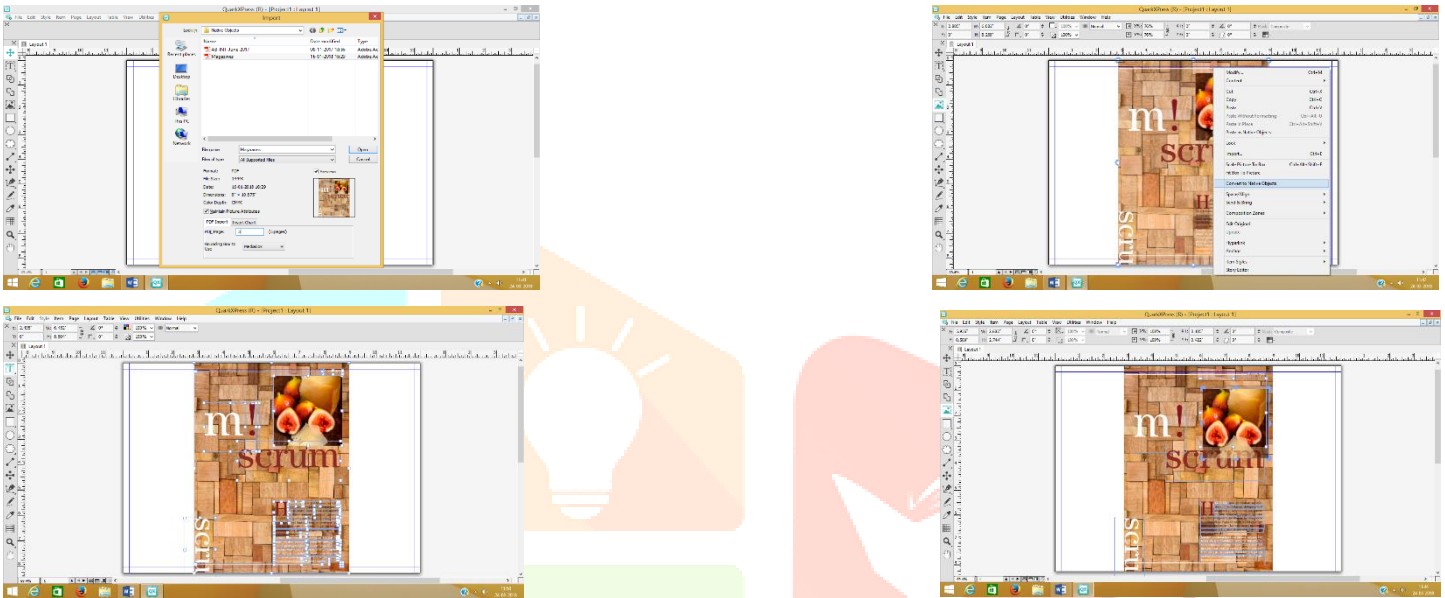


- c) **Support for open type stylistic sets:-** Like other software, QuarkXPress 2016 supports 77 open type stylistic sets includes both run-based features and glyphs-based features. Stylistic sets can be applied through character style sheet locally through the Measurements palette and inserted using the Glyphs palette makes our typography more attractive. Open type fonts supports European characters, special characters and symbols also and helpful in better protection for font data. Thus, we don't need to download fonts to make our typography attractive.



d) **Copy & Paste Objects from Illustrator, Photoshop and Others:-** After converting into native objects, we can perform following functions:-

- Rebuilding a logo
- Reconstructing Pdf, EPS, inDesign, Photoshop & other files
- Resized any chart and map without changing the size of the text
- Extracted colours and typography from Pdf and others
- Fully-editable Bezier versions of vector graphics as shown below:-



QuarkXPress 2016 supports following operating systems from Mac OS and Windows:-

Mac OS - Yosemite (OS X 10.10.5), El Capitan (OS X 10.11.x), Sierra (Mac OS 10.12.x), High Sierra (Mac OS 10.13.x)

Windows - Windows 7, 8, 10 (only 64-bit)

This version requires CPU with dual cores and also requires 2GB RAM available for QuarkXPress and 2GB hard disk space available for installation.

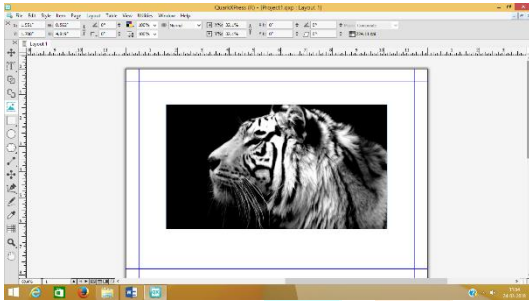
QuarkXPress 2017

When designers are working with complex and long documents, it is necessary to use more powerful hardware and also requires more RAM available for QuarkXPress results in better performance and quality. So, to overcome this difficulty, Denver, CO in May, 2017 launched new version of QuarkXPress for better scalability, reliability and performance.

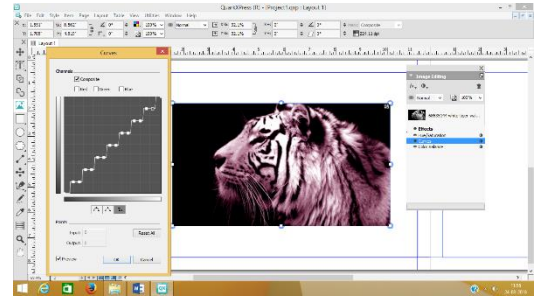
QuarkXPress 2017 is fully integrated graphic design and page layout software for both print and digital projects. According to customer requirements, QuarkXPress 2017 highlights more new features that saves designers time and cost which takes its design, quality, efficiency and productivity to its next level.

QuarkXPress 2017 highlights following main features:-

- a) **Non-destructive image editing (Adjustments & Filters):-**QuarkXPress 2017 provides image editing feature for more stunning effects. We can edit image by adjusting levels/ curves, by increasing or decreasing the brightness/ contrast, by maintaining the color balance and much more. We can also apply filters on image by applying Gaussian blur, Unsharp mask, Embossing effects and many more. Sample of an image editing is shown as:-



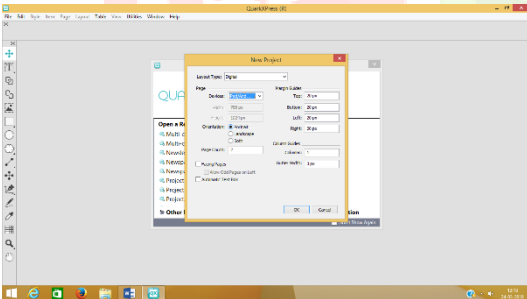
Before Image editing



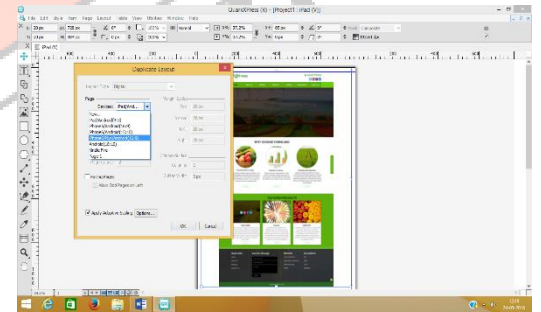
After Image editing

All of our adjustments and filters which we done are non-destructive, so original image stay intact. It means that we can use same image in multiple times with different adjustments and filters applied by removing all the effects.

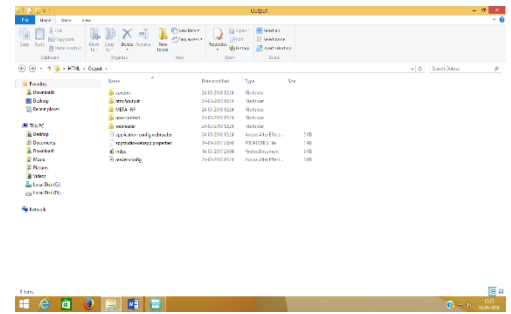
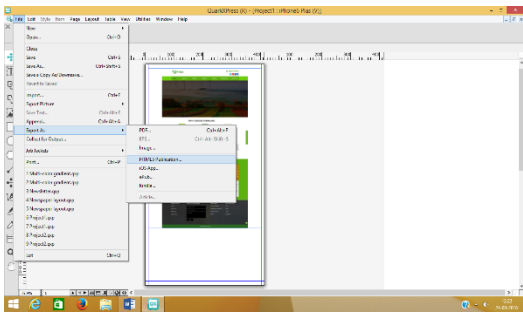
- b) **Create Responsive HTML5 publications:-** QuarkXPress 2017 can export multiple digital layouts varying with different sizes into single HTML5 package. Suppose, we can create a digital layout for iPad and we want to see the same layout into iPhone. It can be done by duplicate the layout by using adaptive scaling settings to iPhone and adjust it so that both sizes are exported into single HTML5 package as shown as:-



Step 1- Create an iPad layout



Step 2- Go to Layout> duplicate > iPhone layout

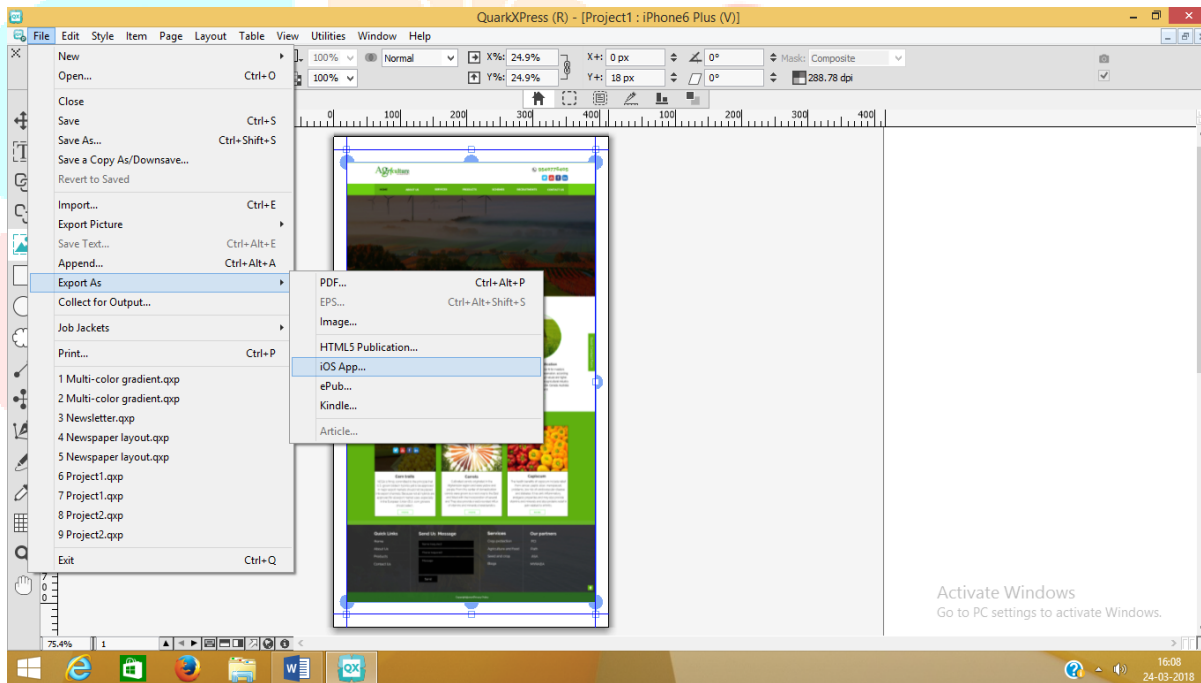


Step 3- Export the layout as HTML5

Step 4- Single package of HTML5 create

This happens responsively, if a reader can decrease the browser window then the reader can view the iPhone layout instead of iPad layout

c) **“Unlimited” Free iOS apps:-** QuarkXPress 2017 provides special feature for creating as many as single iOS apps without any additional software & no digital publishing costs. It means no system needed to transfer apps to iPad and Apple.



QuarkXPress 2017 also supports newest three operating system from windows and Mac:-

Windows: Windows 7, 8.1 and 10 (32-bit, 64-bit)

Mac: Yosemite (OS X 10.10), El Capitan (OS X 10.11), Sierra (Mac OS 10.12)

Moreover, in case users encounter issues with the application or if they have any questions regarding the use of tools as well as of any other feature, QuarkXPress 2017 always provide help support team to assist users.

Conclusion

Comparison between QuarkXPress 2016 versus QuarkXPress 2017

Comparison Factor	QuarkXPress 2016	QuarkXPress 2017
Item Painter Tool	No	Yes
Merge Text Box	Doesn't support	Supported
Show recent fonts	No	Yes
Adaptive scaling of layouts	Doesn't done	Done
Transparency blend	No	Yes
Proportional leading	No	Yes
Column spanning/ splitting	No	Yes
Auto create Table of Content	No	Yes

References

1. <https://www.studica.com/blog/quarkxpress-2016-launches-new-features-no-subscriptions>
2. <http://www.quark.com/Support/Documentation/QuarkXPress/2016.aspx>
3. <http://www.quark.com/en/Products/QuarkXPress/QuarkXPress-2016.aspx?reload>
4. <https://creativepro.com/quark-xpress-2017-released/>
5. <http://www.quark.com/products/QuarkXPress/For-Existing-Users/>
6. <https://creativepro.com/review-quarkxpress-2016/>
7. http://www.quark.com/Products/QuarkXPress/Version_Comparison.aspx
8. <https://quark.parature.com/link/portal/30026/30029/Article/4232/Some-more-features-in-QuarkXPress-2017>
9. <https://quark.parature.com/link/portal/30026/30029/Article/4167/Open-Type-Features-supported-by-QuarkXPress-2016>
10. http://www.quark.com/Buy/QuarkXPress_Sales/Maintenance.aspx
11. <https://www.computerweekly.com/feature/Case-Study-QuarkXPress>
12. https://www.typotheque.com/articles/the_science_of_typography
13. <https://www.researchgate.net/topic/Graphic-Design>
14. file:///QXP_2016_July_Update_User_Guide_EN.pdf
15. https://www.plymouth.ac.uk/uploads/production/document/path/6/6815/Message_journal_edition_2_cal_1_for_papers.pdf