

EFFECT OF VARIABLE SUCTION ON MHD OSCILLATORY FLOW THROUGH A POROUS MEDIUM

¹Nimisha Yadav ²Nand Lal Singh ,

¹Guest Faculty , ²Professor ,

¹ Department of Mathematics ,KNIT Sultanpur , U P ,India 228118,

² Department of Mathematics,T .D .P.G College Jaunpur U P India 222002

Abstract: In the present paper, we have studied the variable suction effect of MHD oscillatory flow through porous medium. Variations of velocity field with magnetic parameter are shown by the help of Tables and Graphs. The effect of Prandtl's number (Pr), Eckert number (Ec) and small parameter (ϵ) on temperature profile have also been shown by Tables and Graph, Skin friction and heat transfer rate have been obtained and discussed.

Keywords: Porous medium , Prandtl's number (Pr), Eckert number (Ec) , MHD oscillatory flow .

I-INTRODUCTION

: An analysis of a two dimensional flow of water past an infinite vertical porous plate is presented under the following conditions:

- (i) The suction velocity oscillates in time about a constant non - zero mean.
- (ii) The free stream velocity oscillates in time about a constant mean.
- (iii) The plate temperature is constant.
- (iv) The difference between the temperature of the plate and the free stream is moderately large causing free convection currents.

The flow past an infinite vertical porous and isothermal plate with constant suction was studied by Soudalgeker [6]. The effect of free convection currents on the mean flow as discussed and those on the unsteady flow were discussed. The plate was assumed to be stationary. Pop has discussed the hydromagnetic laminar periodic boundary layer flow for the suction velocity of the form $v' = v_0 (1 + \epsilon A e^{-nt})$

Soudalgeker [7] investigated free convection effects on oscillatory flow of a viscous incompressible fluid past an infinite plate with variable suction. Oscillatory flow through a porous medium in the presence of free convection flow was considered by Raptis [5]. Unsteady two dimensional free convective flow and heat transfer of dissipative incompressible visco-elastic fluid past an infinite porous plate with time dependent suction have been presented by Acharya et al. [1].

Oscillatory flow past a porous bed was discussed Chawla and Singh [4] Recently Acharya et al. [2] studied the free convection and mass transfer flow through porous medium with constant suction and constant heat flux. Magnetic field effects on the free convection and mass transfer flow through porous medium with time dependent suction and constant heat flux was studied by Balbir et al. [3]

I. Mathematical Analysis : Consider two dimensional oscillatory flow of an electrically conducting viscous, incompressible fluid past an infinite horizontal plate x-axis is taken along the plate in the direction of flow and y-axis is taken perpendicular to the plate. A uniformly distributed constant magnetic field B_0 is acting perpendicular to the plate. Under the MHD boundary layer assumption, flow is governed by the following equations:

Momentum Equation

$$\frac{\partial u'}{\partial t'} + \frac{\partial u'}{\partial y'} = \frac{\partial U}{\partial y'^2} + u \frac{\partial^2 u'}{\partial y'^2} - \delta \frac{B_0^2 u'}{\rho} - \frac{\nu}{k'} u' \quad (1)$$

Energy equation

$$pC_p \left\{ \frac{\partial T'}{\partial t'} + \frac{\partial T'}{\partial y'} \right\} = k \left\{ \frac{\partial^2 T'}{\partial y'^2} \right\} + u \left(\frac{\partial u'}{\partial y'} \right)^2 \tag{2}$$

The boundary condition are :

$$\left. \begin{aligned} T' &= T'_\infty, & u' &= 0, & \text{at } & y = 0 \\ u' &= U(t), & T' &= T'_\infty, & \text{as } & y \rightarrow \infty \end{aligned} \right\} \tag{3}$$

On introducing the following non-dimensional quantities

$$u = \frac{u'}{v_0}, \quad y = \frac{y' v_0}{\nu}, \quad t = \frac{t' v_0^2}{\nu}$$

$$\theta = \frac{T' - T'_\infty}{T'_w - T'_\infty}, \quad u = \frac{u'}{v_0}, \quad k_0 = \frac{k' v_0}{\nu^2} \tag{4}$$

$$P = \frac{p v C_p}{k} \tag{Prandtl Number}$$

$$E = \frac{v_0^2}{C_p (T'_w - T'_\infty)} \tag{Eckert Number}$$

in equation (1) and (2), we get

$$\frac{\partial^2 u}{\partial y^2} - (1 + \epsilon A e^{-nt}) \frac{\partial u}{\partial y} + M (U - u) + \frac{dU}{dt} - \frac{\partial u}{\partial t} - \frac{u}{K_0} = 0 \tag{5}$$

$$P \frac{\partial \theta}{\partial t} - P (1 + \epsilon A e^{-nt}) \frac{\partial \theta}{\partial y} = \frac{\partial^2 \theta}{\partial y^2} + PE \left(\frac{\partial u}{\partial y} \right)^2 \tag{6}$$

The corresponding boundary conditions

$$\left. \begin{aligned} u &= 0, & \theta &= 1, & \text{at } & y = 0 \\ u &\rightarrow U(t), & \theta &= 0, & \text{as } & y \rightarrow \infty \end{aligned} \right\} \tag{7}$$

We assume the solution of equation (5) and (6), as

$$u(y, t) = u_0 + E u_1 e^{-nt}$$

$$U(t) = 1 + E e^{-nt}$$

$$\theta(y, t) = \theta_0 + E \theta_1 e^{-nt} \tag{8}$$

III- where E is small.

Using equation (8) in equations (5) and (6), we get

$$u''_0 + u'_0 + M (1 - u_0) - \frac{u_0}{K_0} = 0 \tag{9}$$

$$u''_1 + u'_1 + \left(n - \frac{1}{K_0} \right) u_1 = -u'_0 A - n \tag{10}$$

$$\theta''_0 + P \theta'_0 = 0 \tag{11}$$

$$\theta''_1 + P \theta_1 n + P \theta'_1 = P u_0'^2 \tag{12}$$

Now the corresponding boundary conditions are:

$$\begin{aligned}
 u_0 &= 0, & u_1 &= 0, & \theta_0 &= 1, & \theta_1 &= 1 & \text{at } y &= 0 \\
 u_0 &= 1, & u_1 &= 1, & \theta_0 &= 1, & \theta_1 &= 1 & \text{as } y &\rightarrow \infty
 \end{aligned}
 \tag{13}$$

On solving the equations (9), (10), (11) and (12), we get the values of u and θ as:

$$u = -e^{-A_1 y} - \frac{M e^{-A_1 y}}{\frac{1}{K_0} + M} + 1 + \frac{M}{\frac{1}{K_0} + M} + E \left\{ - (S_1 + 1)e^{-B_1 y} + (S_2 + N)e^{B_1 y} + S_1 e^{-A_1 y} - S_2 e^{A_1 y} - N \right\} e^{-nt}
 \tag{14}$$

$$\begin{aligned}
 \theta = e - Py + E & \left[e - M 2y - 1 \left\{ \frac{PA_1^2}{(4A_1^2 - 2PA_1 + Pn)} - \frac{PA_1^2 M^2}{\left(\frac{1}{K_0} + M\right)\{4A_1^2 - 2PA_1 + Pn\}} \right. \right. \\
 & - \left. \left. \frac{2PA_1 A_1' M}{\left(\frac{1}{K_0} + M\right)\{(A_1 + A_1')^2 - P(A_1 + A_1') + Pn\}} + \frac{PA_1^2 e^{-2A_1 y}}{(4A_1^2 - 2PA_1 + Pn)} \right. \right. \\
 & + \left. \left. \frac{PA_1^2 M^2 e^{-2A_1 y}}{\left(\frac{1}{K_0} + M\right)\{4A_1^2 - 2PA_1 + Pn\}} + \frac{2PA_1 A_1' M e^{-(A_1 + A_1') y}}{\left(\frac{1}{K_0} + M\right)\{(A_1 + A_1')^2 - P(A_1 + A_1') + Pn\}} \right]
 \end{aligned}
 \tag{15}$$

$$A_1 = \frac{1 + \sqrt{1 + 4\left(\frac{1}{K_0} + M\right)}}{2}, \quad A_1' = \frac{1 - \sqrt{1 + 4\left(\frac{1}{K_0} + M\right)}}{2}$$

$$S_1 = \frac{A A_1}{A_1^2 - A_1 + \left(n - \frac{1}{K_0}\right)}, \quad S_2 = \frac{A A_1'}{A_1'^2 - A_1' + \left(n - \frac{1}{K_0}\right)}$$

$$B_1 = \frac{1 + \sqrt{1 - 4\left(n - \frac{1}{K_0}\right)}}{2}, \quad B_1' = \frac{1 - \sqrt{1 - 4\left(n - \frac{1}{K_0}\right)}}{2}, \quad N = \frac{n}{n - \frac{1}{K_0}}$$

Skin Friction and Nusselt Number - The non-dimensional skin friction at the plate is given by

$$r = \left(\frac{\partial u}{\partial y} \right)_{y=0} = A_1 + \frac{M A_1'}{\frac{1}{K_0} + M} + E \left\{ (S_1 + 1) B_1 + (S_2 + N) B_1' - S_1 A_1 - S_2 A_1' \right\} e^{-nt}$$

The non-dimensional Nusselt Number at the plate is given by:

$$N_u = \left(\frac{\partial \theta}{\partial y} \right)_{y=0}$$

$$= -P + E - M_2 \left[1 - \frac{PA_1^2}{(4A_1^2 - 2PA_1 + Pn)} - \frac{PA_1^2 M^2}{\left(\frac{1}{K_0} + M\right) \{4A_1^2 - 2PA_1 + Pn\}} \right. \\ \left. - \frac{2PA_1 A_1' M}{\left(\frac{1}{K_0} + M\right) \{(A_1 + A_1')^2 - P(A_1 + A_1') + Pn\}} \right] - \frac{2PA_1 A_1'^2}{(4A_1^2 - 2PA_1 + Pn)} \\ \left. - \frac{2A_1' P A_1'^2 M^2}{\left(\frac{1}{K_0} + M\right) \{4A_1'^2 - 2PA_1'^2 + Pn\}} + \frac{(A_1 + A_1') 2A_1 A_1' M}{\left(\frac{1}{K_0} + M\right) \{(A_1 + A_1')^2 - P(A_1 + A_1') + Pn\}} \right]$$

IV. RESULTS AND DISCUSSION

: The velocity profile are tabulated in table -1 For $K_0=15, P=0.71, n=0.1, t=1, E=0.01$ the Graphs 1- 5 are drawn for different values of M and A.

	M	A
Graph-1	0	0.5
Graph-2	2	0.5
Graph-3	4	0.5
Graph-4	2	1.0
Graph-5	2	0.0

From graphs 1 - 5 it is found that velocity decreases with increase in y. On Comparing the graphs each other it is observed that velocity decreases with increases in M and increases with increase in A.

The temperature profiles are tabulated in Table - 2. For $K_0=15, p=0.71, n=0.1, E=0.01$ the graphs 1 - 5 are drawn for different values of M. It is found that temperature Q increases with increase in M.

The skin friction profiles are tabulated in Table - 3. For $K_0=15, n=0.1$ and $E=0.01$, the graphs 1 - 4 are drawn for different values of M and A. It is found that skin friction decreases with increase in M and A both.

The heat transfer rates (Nu) are tabulated in Table - 4, graphs 1 - 5 are drawn for different values of M.

From graphs 1 - 5 it is found that on increasing the values of P, the heat transfer rate (Nu) decreases and increasing the values of M for lower Prandtl number and heat transfer rate increases but for higher Prandtl number i.e. $P > 1$ heat transfer rate decreases slightly.

Table-1: Velocity Profile

Y	Graph - 1	Graph - 2	Graph - 3	Graph - 4	Graph - 5
0	-0.00905	-0.01344	-0.00905	-0.00905	-0.00905
1	0.65687	-2.18170	-2.86010	-0.84680	-0.85610
2	0.87800	-5.53280	-21.06370	-5.50570	-5.50970
3	0.95908	-18.9620	-109.4470	-19.04150	-18.7228
4	0.98801	-55.40540	132.7350	-55.40750	-55.40230

Table - 2: Temperature Profile

Y	Graph - 1	Graph - 2	Graph - 3	Graph - 4	Graph - 5

0	1.0099	1.0093	1.0092	1.0092	1.0091
0.5	0.7089	0.7931	0.7658	0.8113	0.9609
1.0	0.0655	0.5231	0.7073	0.8627	4.3411
1.5	0.3509	0.4505	1.1226	2.1009	53.5725
2.0	0.2501	0.4400	3.4499	100.9298	797.6523

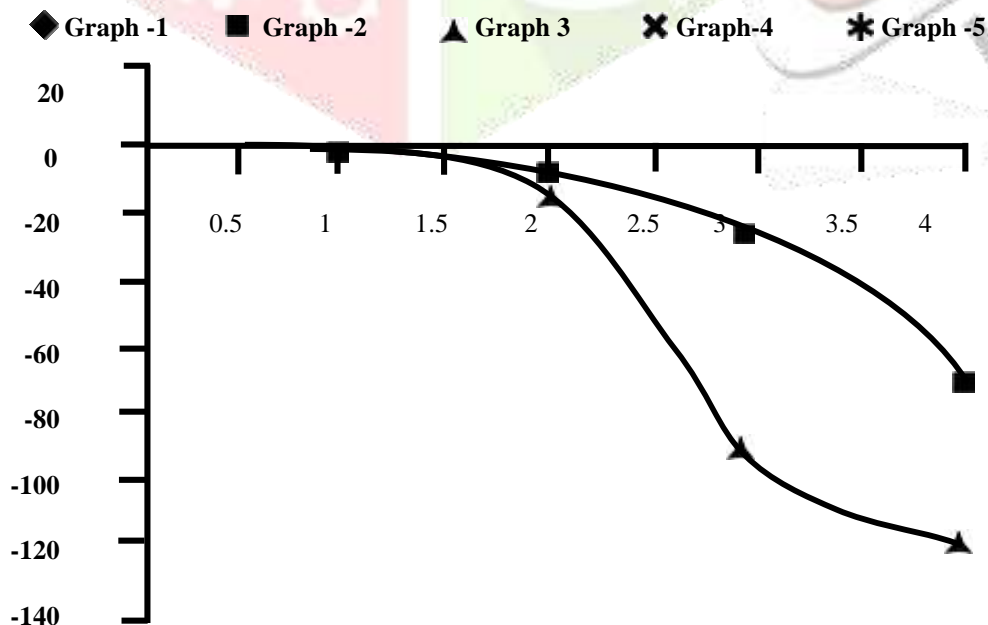
Table - 3: Skin Friction Profile

A	Graph - 1	Graph - 2	Graph - 3	Graph - 4
0	1.0663	1.0328	1.0310	1.0258
0.25	1.0618	1.0301	1.0284	1.0233
0.50	1.0573	1.0275	1.0258	1.0213
0.75	1.0529	1.0248	1.0233	1.0187
1.00	1.0474	1.0222	1.0207	1.0160

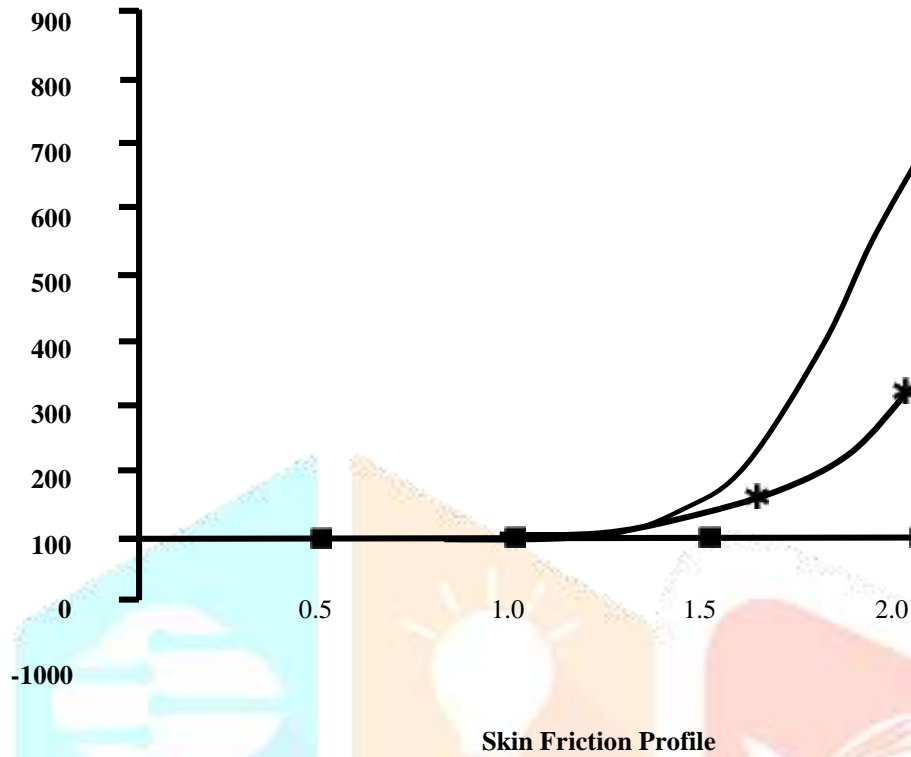
Table - 4 : Heat Transfer Rate (Nu)

Pr	M = 0	M = 2	M = 4	M = 5	M = 10
	Graph - 1	Graph - 2	Graph - 3	Graph - 4	Graph - 5
1	-1.0101	-0.55837	-0.58282	-0.10224	0.85307
2	-2.1024	-2.11636	-2.19032	-2.20412	-2.28989
3	-2.9587	-3.16372	-3.16372	-3.16773	-3.19730
4	-3.9788	-4.26329	-4.26329	-4.2323	-4.33408

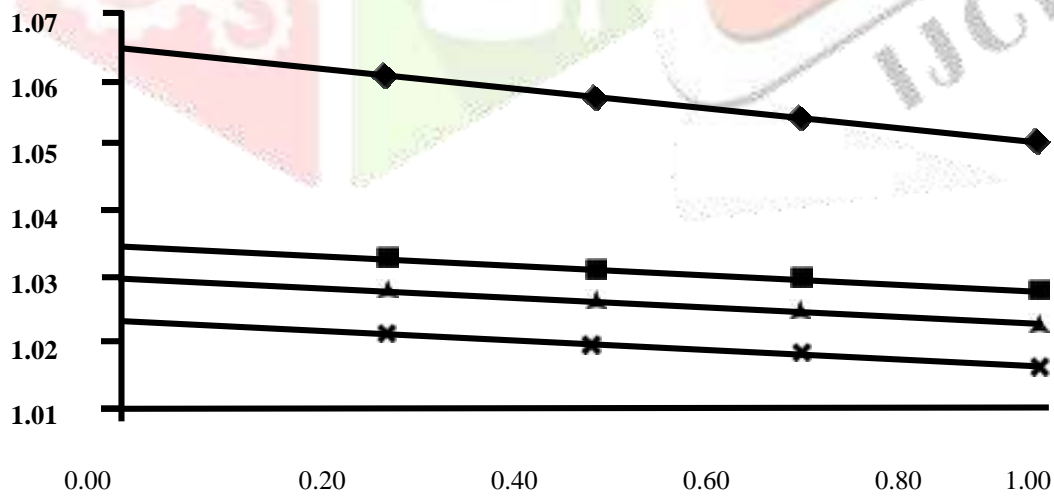
Velocity Profile



◆ Graph -1 ■ Graph -2 ▲ Graph -3 ✖ Graph-4 * Graph-5

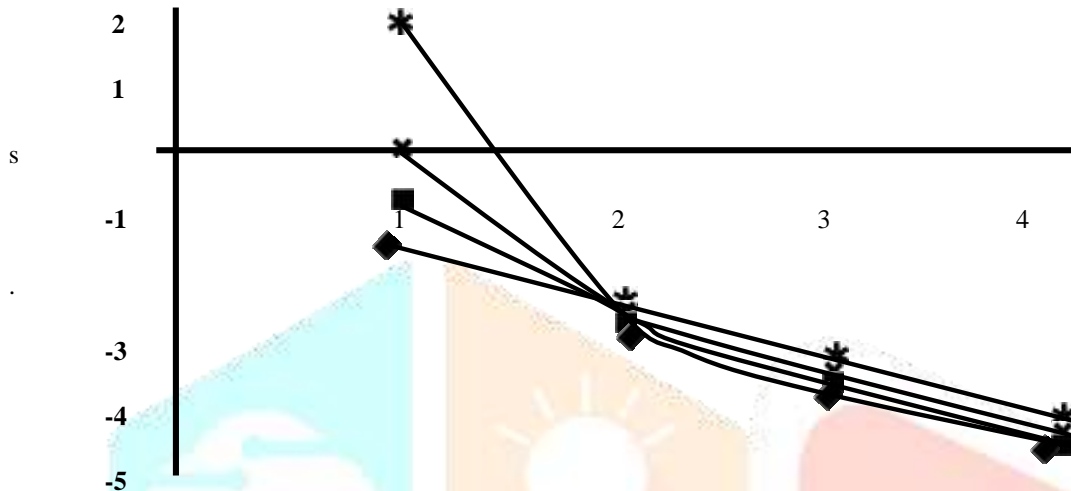


◆ Graph -1 ■ Graph -2 ▲ Graph -3 ✖ Graph-4



A Heat Transfer Profile

◆ Graph -1 ■ Graph -2 ▲ Graph -3 ✕ Graph-4 *Graph-5



REFERENCES :

- [1] Sharma , R .P . and Katta , R. (2006) Unsteady Flow and Heat Transfer through a Rotating Porous Medium in the Presence of Heat Source and Variable Free Stream .Ultra Sci. Phys.Sci.(Ind) , Vol.18, pp 139-144.
- [2] Acharya, B.P : Padhy, S. and kabisatapayhy. H. N. (1992). Modeifing Meas. Control B, AMSE J. France.
- [3] Makinde, O .D and Mhone, P.Y (2005) Heat transfer to MHD Oscillatory Flow in a Channel Filled with Porous Medium .Rom.J.Phys.(Romania), Vol.50,pp 931-938.
- [4] Acharya. M.; Dash, G. C. and Sing, L. P. (2015) : Indian J. Pure Appl Math., Vol. 31, p 1.
- [5] Balbir Chand; Kumar, A. and Kaushik, V. P. (2004) : Bull. Cal. Math. Sol. Vol. 95, p 3.
- [6] Chawla, S. S. and Singh, S. (1979) : Acta Mech., Vol. 34, p 205.
- [7] Raptis, A. A. (1983) : Unsteady Free Convective Flow through a Porous Medium. Int. Jour. Engg. Sci., Vol. 21. 21, No. 4, pp 345-348
- [8] Soundalgekar, V. M. (1973) : Proc. Roy. Soc. (London), A333, pp37 50
- [9] Soundalgekar, V. M. and Gupta, S. K. (1974) : 5th Int. Heat Trans Conference, Tokyo, pp 373-37
- [10] H. Shokouhmand and M. R. Salimpour, Entropy generation analysis of fully developed laminar forced convection in a helical tube with uniform wall temperature, *Heat and Mass Transfer*, 44 (2) (2007) 213-220.
- [11] S. Liu and J. H. Masliyah, Developing convective heat transfer in helical pipes with finite pitch, *International Jour-nal of Heat and Fluid Flow*, 15 (1) (1994) 66-74.
- [12] C. X. Lin, P. Zhang and M. A. Ebadian, Laminar forced convection in the entrance region of helical pipers, *Interna-tional Journal of Heat and Mass Transfer*, 40 (14) (1997) 3293-3304.
- [13] C. X. Lin and M. A. Ebadian, Developing turbulent con-vective heat transfer in helical pipes, *International Journal of Heat and Mass Transfer*, 40 (16) (1997) 3861-3873.
- [14] M. Germano, On the effect of the torsion in a helical pipe flow, *Journal of Fluid Mechanics*, 125 (1982) 1-8.
- [15] A. Bejan, *Entropy generation minimization*, CRC Press, Inc., USA (1996).
- [16] S. V. Patankar, *Numerical heat transfer and fluid flow*, Hemisphere, Washington D. C., USA (1980).
- [17] G. Yang and M. A. Ebadian, Turbulent forced convection in a helicoidal pipe with substantial pitch, *International Journal of Heat and Mass Transfer*, 39 (10) (1996) 2015-2022.