

MUSIC MANIA, A WEBSITE FOR MUSICAL MUSIC INSTRUMENTS

¹Mr.Gurpreet Singh Chhabra, ²Arun Kumar Parida, ³Prerna Sahu, ⁴Prateek Agrawal
¹Assistant Professor (CSE), ²Scholar (B.E. CSE), ³Scholar (B.E. CSE), ⁴Scholar (B.E. CSE)
¹Department of CSE,
SSIPMT, RAIPUR (C.G.), India

Abstract : The website is a music based website in which user can easily go through all the indian and western music intruments and also easily buy online from Amazon . This website have all types of instruments have their different types.

IndexTerms - Component, formatting, style, styling, insert.

I. INTRODUCTION

Music Mania is a collection of musical instruments site where user can buy any indian or western instruments as per their choices. It provides you a quick and shortlisted view of the instruments you are searching for along with details like model name, brand name etc.

The instruments are classified into two categories:

1. Indian instruments: In this category user can go through all the indian instuments like – flute,veena,tabla etc.
2. Western Instruments: In this category user can go through all the western instruments like - keyboard,violin,guitar etc.

II. WHY IT IS NECESSARY?

In this age of time and technology, we get all the information we need in this world in a click of a button. But most of the information is surplus information. The amount we need is to be extracted from the surplus information provided. Which leads to wastage of a lot of time and money. This website provides the user exact information of musical instruments as per their requirements it doesn't contains any surplus knowledge about both types of instruments i.e. Indian instruments as well as Western instruments.

Another problem faced by the internet user is most of the information cannot be trusted. They cannot guarantee that the person giving the solution have the proper knowledge to do so but in our website we provide the complete detail of the musical instruments so that user can be satisfied accordings to their requirements.

III. HOW DOES IT WORK?

This website contains following pages – Welcome Page, About Us Page, and Instruments Selection Page and at last Contact us Page. In welcome page BootStrap is used for making it user friendly so user can interact with this website according to their respected devices. In about us page user can easily gets information about this website and about the instruments this website contains.

This is the main page of our website i.e. instruments selection page. In this page it mainly contains two categories –

1. Indian Instruments
2. Western Instruments

Indian instruments – in this category there are different types of Indian classical instruments which have major requirement in indian market as well as overseas market. Some of the instruments are – flute, tabla, veena, santoor, sarangi, harmonium etc.

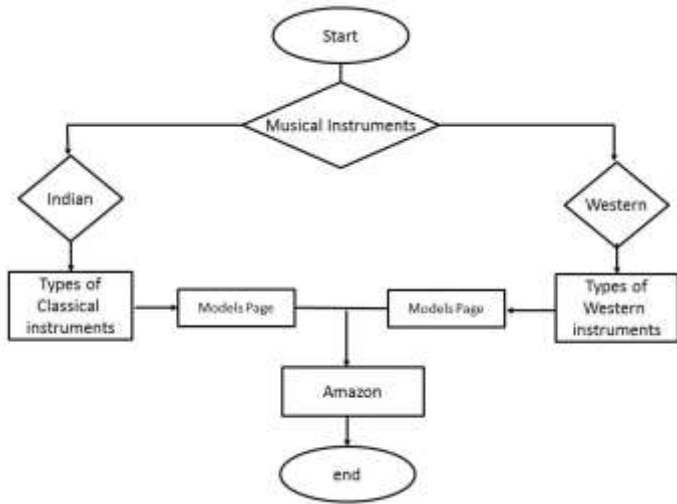
Western Instruments – in this category there are different types of popular western instruments which have major requirement in western market and now a days it also have great impact in Indian markets.

In these both categories user can select any one category according to their requirements if user select Indian instruments then user can any type of indian classical instruments and user can easily buy it through amazon according to their choices. User have to select any one instrument and then different types of model of that instruments displayed in website where user select any one model and directly order it through amazon.

Abbreviations and Acronyms

Define abbreviations and acronyms the first time they are used in the text, even after they have been defined in the abstract. Abbreviations such as IEEE, SI, MKS, CGS, sc, dc, and rms do not have to be defined. Do not use abbreviations in the title or heads unless they are unavoidable.

Flowchart



In our website flowchart describes the functions of website. It is a formalized graphics representation of manufacturing process, organization chart, or similar formalized structure. the purpose of a flow chart is to provide people with a common language or reference point when dealing with any project or process. Flowcharts uses simple geometry symbols and arrows to define process. In programming, the beginning or end of a program is represented by oval shape, process is represented by a rectangle, a decision is represented by a diamond and an input and output process is represented by a parallelogram, and internet is represented by cloud .

In our website process started with homepage then comes about us page where user gets idea about website and its developers, then comes musical instruments page where there are two types of categories i.e. Indian instruments and western instruments like shown in flowchart, then in both categories there are different instruments according to categories, and then in each instrument there have different types of models shown in the website , user can easily selects instruments model according to their choices , then comes the buying of instruments process in which user have to select any one instrument in instruments collection then user have to select any one model of that instrument, these models are directly connected with amazon which is one of the biggest purchasing website, by selecting the model it directly opens in amazon website where user can easily place order by going through payment process , if user is not satisfied with the quality of model, then user can easily change the model by visiting model end.

This website needs internet connection for connecting it with amazon, because amazon is a online purchasing website, so to complete this process user must have internet connection, and also user must have amazon account, so that process of purchasing becomes easy.

Screenshots

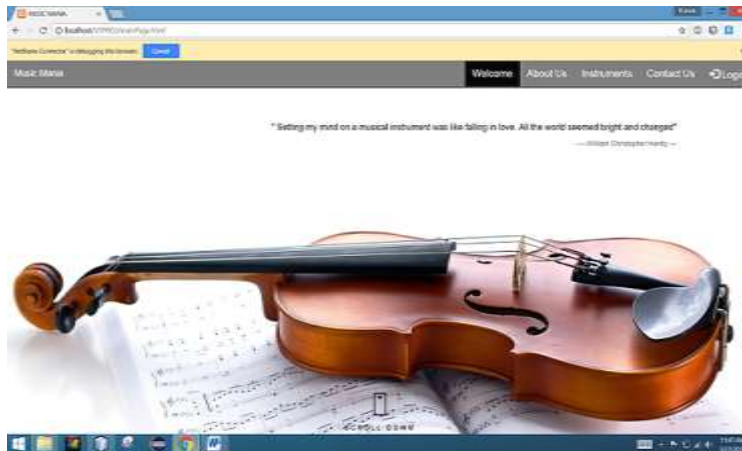


Fig 1.1 Homepage

a) Homepage –

The following is the home page of the Music Mania website. This page contains collection of all the pages present in this website, and those are mentioned upper right corner of the home page, they are – home, about us, instruments page and at last contact us.



Fig 1.2 About us page

b) About us page –

The following is the second page of the website known as about us page. This page acknowledge the user about the website and instruments it contains, user can easily get an idea about the whole instruments in one page, and also about the developers of this website.



Fig 1.3 Instrument Page

c) Instrument Page –

The following page is the main page of the website. Here there are two types of instruments categories given i.e. Indian instruments and western instruments, user have to select any one category as per their requirement.



Fig 1.4 Instruments selection page

d) *Instruments selection page -*

The following page is the instruments selection page. In which different instruments are displayed where user have to select any one instrument to buy.

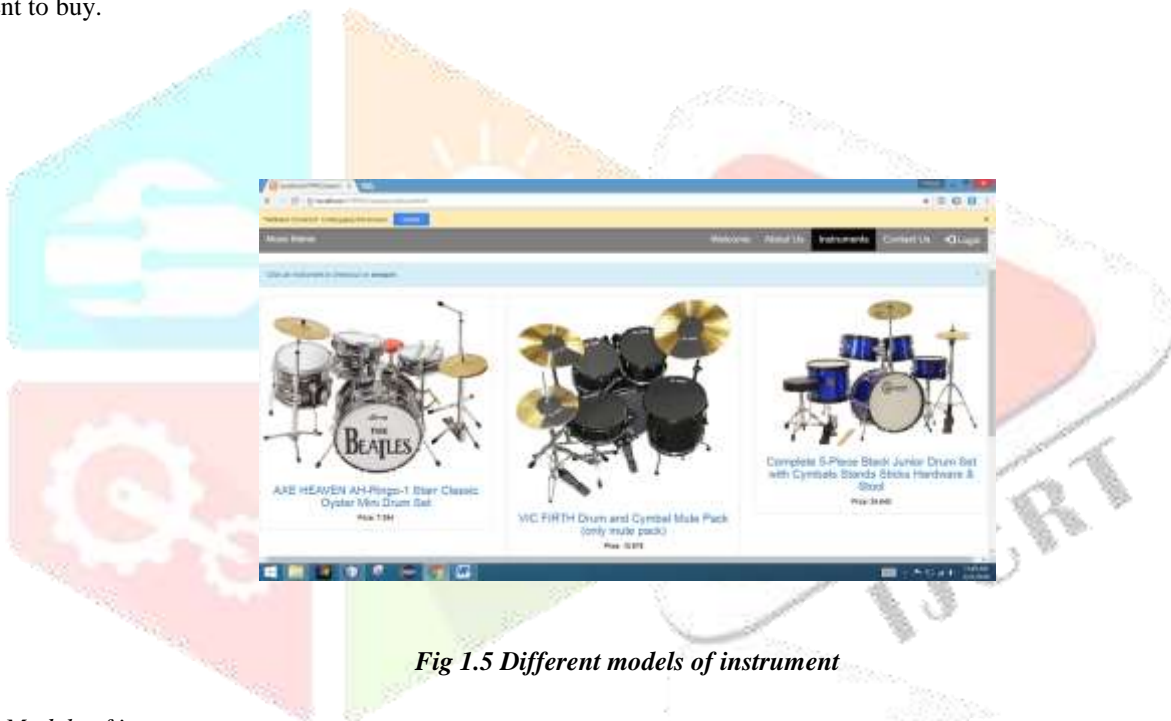


Fig 1.5 Different models of instrument

e) *Models of instruments –*

The following page contains different models of each instruments .When user selects any one instrument these page displays and user can select any model based on different companies. It shows price and model name of instrument.



Fig 1.6 Amazon Page

f) Amazon Page –

This following page is the amazon page. In which final step is done user directly order the selective instrument by log in at amazon account, and then user will proceed for payment process.

References

- [1] https://en.wikipedia.org/wiki/Musical_instrument
- [2] <https://www.amazon.in/Musical-Instruments/b?ie=UTF8&node=3677697031>
- [3] www.allthemusicalinstrumentsoftheworld.com
- [4] www.bajaa.com/
- [5] www.furtadosonline.com/
- [6] https://in.yamaha.com/en/products/musical_instruments/index.html

