

# A study of Chemical synthesis and medicinal aspects of some pyrimidine and quinazoline derivatives

Venkata Naga Baji Tokala\*

\* Department of Basic Sciences & Humanities, Vignan's Lara Institute of Technology & Science, Andhra Pradesh.

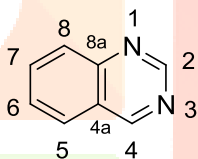
## Abstract

Pyrimidine and Quinazoline derivatives show a great deal for therapeutic uses. This paper highlights the synthetic aspects and medicinal properties of pyrimidine and quinazoline derivatives.

**Keywords:** Pyrimidine; Quinazoline derivatives; Synthesis; medicinal properties

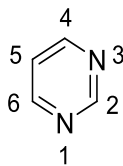
## 1. Introduction

Quinazoline derivatives **1** [Fig. 1], have drawn attention of chemists because of their widespread biopharmaceutical properties<sup>1</sup>. Quinazoline derivatives show various biological properties such as anti-microbial, anti-hypertension, anti-cancer, antimalarial, anti-inflammation, anti-obesity, analgesic, anti-virus, anti-cytotoxin, anti-tuberculosis, anti-spasm, anti-oxidation, anti-diabetes, anti-psychotic, etc. Medicinal chemists have developed various synthetic methods to produce a large number of quinazoline compounds<sup>2</sup> and their therapeutical applications in have also been explored.



**1**  
**Fig. 1**

Pyrimidine derivatives **2** [Fig. 2] are known to exhibit wide range of therapeutic properties and this nucleus is present in several pharmaceuticals and natural products. The development of more efficient approach for the synthesis of pyrimidines is an important topic in chemical research. The first pyrimidine derivative, alloxan, was discovered by Brugnatelli in 1818, through the nitric acid oxidative degradation of uric acid. Pyrimidine was first isolated by Gabriel and Colman in 1899<sup>3</sup>.



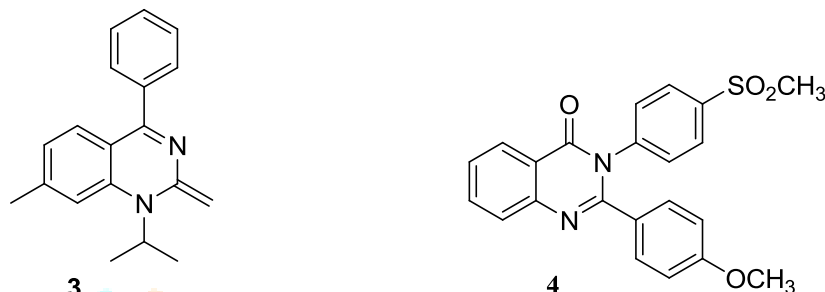
**2**  
**Fig. 2**

## 2. Biological aspects of quinazoline

The quinazoline and quinazolinone skeleton is often encountered in medicinal chemistry. In 1903, Gabriel, first synthesized and isolated this from the Chinese plant Aseru<sup>4</sup>. The biological activities of Quinazoline recognized after the synthesis of 2-methyl-1,3-aryl-4-quinazoline derivatives which acts as sleep inducing agent and sedative in nature.

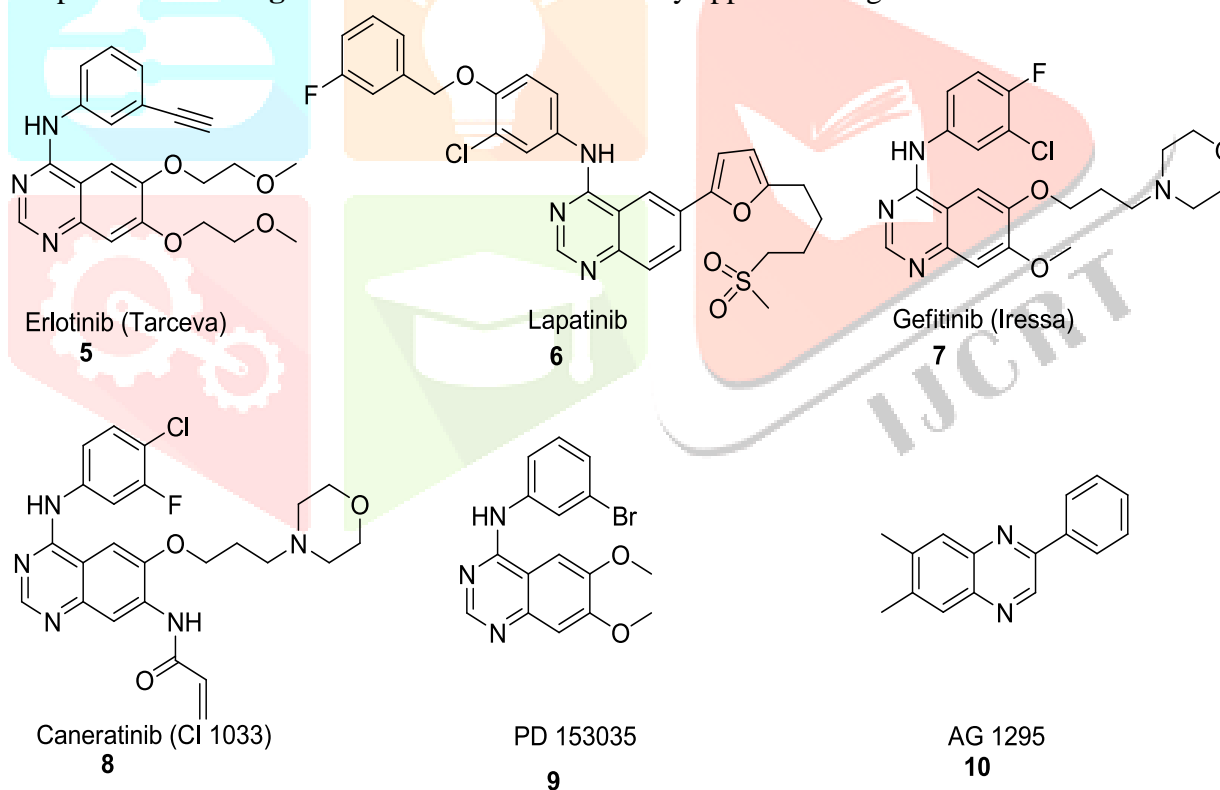
As well known, Quinazolines play a versatile and important role in various biological activities<sup>5</sup>. It comprises many biological properties including antihypertensive<sup>6</sup>, antimicrobial<sup>7,8,9</sup>, antihyperlipidemic<sup>10</sup>, anti-inflammatory<sup>11</sup>, anticonvulsant<sup>12,13,14</sup>, antiviral<sup>15</sup>, antimalarial<sup>16</sup>, anticancer<sup>17</sup>, diuretic<sup>18,19</sup>, analgesic and COX-2 inhibitory activities<sup>20</sup>.

Similarly, the derivatives of quinazoline are also potential bioactive agents and have been reported to exhibit a wide spectrum of pharmacological properties<sup>21-24</sup>. Proquazone<sup>25</sup> **3** and the recently developed derivatives of 2,3-diarylquinazolinone<sup>26</sup> **4** are quinazolinone derivatives with potent anti-inflammatory activity (**Fig. 3**).



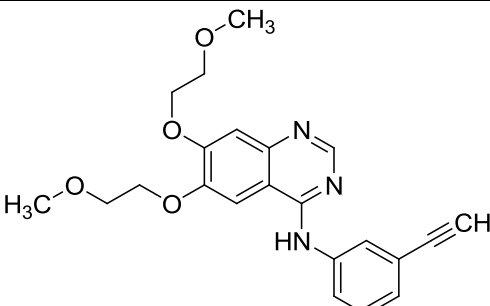
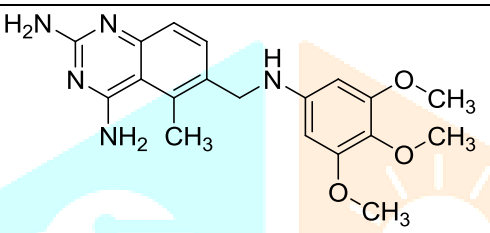
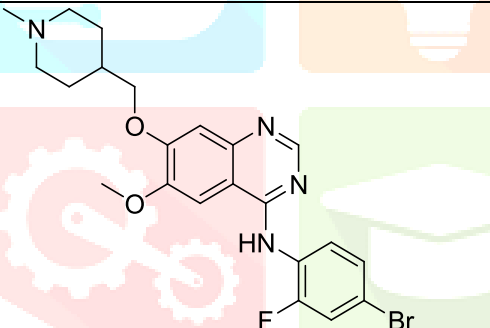
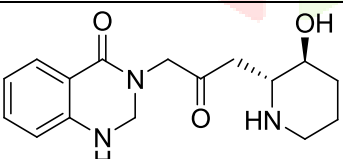
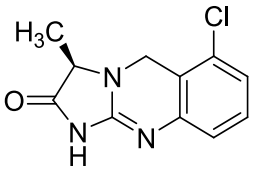
**Fig. 3**

Gefitinib is the first member from this family which is considered for the treatment of Non-Small Cell Lung Cancer<sup>27, 28</sup>. Further 4-anilinoquinazoline is reported to be potent and highly selective inhibitors of RTKs<sup>29</sup>. Some examples shown in **Fig. 4** includes which are currently approved drugs or in clinical trials<sup>30</sup>.



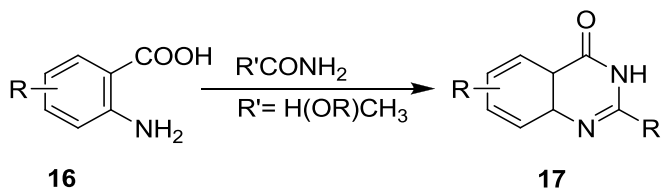
**Fig. 4**

Table-1 Marketed drugs<sup>31</sup> having quinazoline pharmacophore

S.No	Structure and name of the compound	Medicinal properties
1	 <p style="text-align: center;"><b>Erlotinib<sup>32</sup></b> <b>11</b></p>	Used against lung cancer and pancreatic cancer
2	 <p style="text-align: center;"><b>Trimetrexate<sup>33</sup></b> <b>12</b></p>	Antiparasitic agent against pneumocystis pneumonia in AIDS patients, antineoplastic agent and as nonclassical folic acid inhibitor,
3	 <p style="text-align: center;"><b>Vandetanib<sup>34</sup></b> <b>13</b></p>	Tyrosine kinase inhibitor, an antagonist of the vascular endothelial growth factor receptor (VEGFR) and the epidermal growth factor receptor (EGFR), and treatment of thyroid cancer.
4	 <p style="text-align: center;"><b>Febrifugine<sup>35</sup></b> <b>14</b></p>	Antimalarial
5	 <p style="text-align: center;"><b>Quazinone<sup>36</sup></b> <b>15</b></p>	A cardiotonic and vasodilator

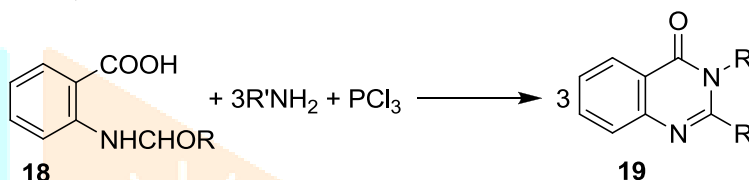
### 3. Synthetic aspects of quinazoline

1. **Niementowski's Synthesis:** Anthranilic acids **16** react with formamide to give quinazoline **17** (Scheme 1)<sup>37a,b</sup>.



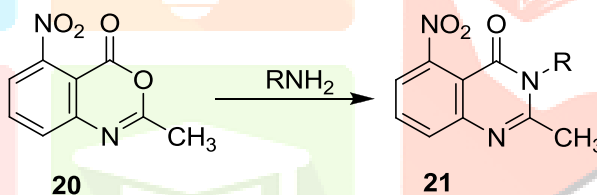
Scheme 1

2. **Grimmel, Guinther, and Morgan's Synthesis:** The amino benzoic acids **18**, when heated with an amine together with phosphorous trichloride in toluene for two hours, give 2,3- disubstituted 3,4-dihydro-4-oxoquinazolines **19** (Scheme 2)<sup>38a</sup>.



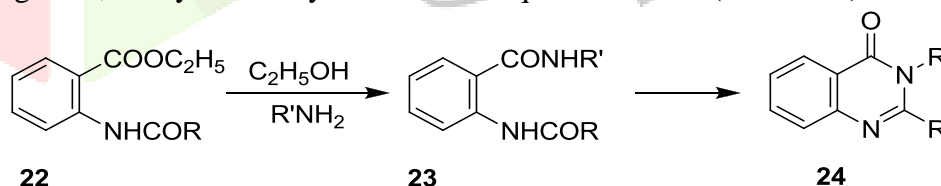
Scheme 2

3. **From benoxazones (acylanthranils) and amines:** Benoxazones **20** react with amines to give oxoquinazolines **21** (Scheme 3)<sup>38a</sup>.



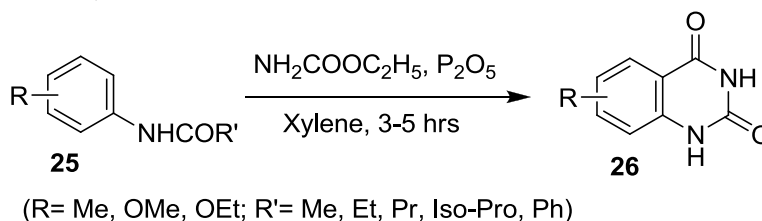
Scheme 3

4. **From Ethyl 2-Acetamido-5-nitrobenzoate:** Ethyl 2-acetamido-5-nitrobenzoate **22** and alcoholic ammonia when heated gave 3,4-dihydro-methyl-6-nitro 4-oxoquinazoline **24** (Scheme 4)<sup>38a</sup>.



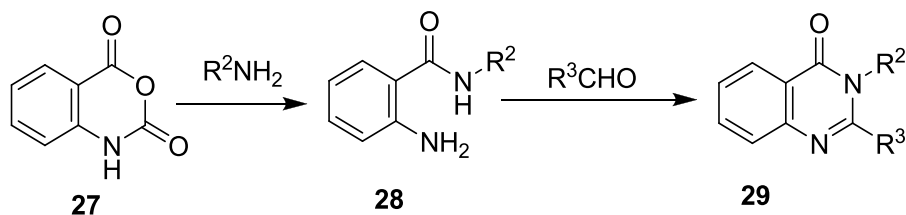
Scheme 4

5. **Sen and Ray's Synthesis:** Reaction of butyrylanilides **25** with urethane and phosphorous pentoxide gave quinazolines **26** (Scheme 5)<sup>38a</sup>.



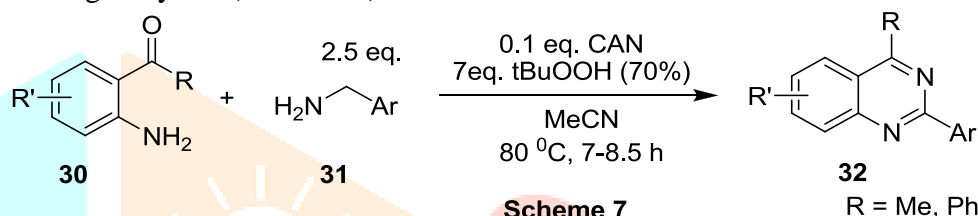
Scheme 5

6. **From Isatoic Anhydride:** Reaction of isatoic anhydride **27** and aryl aldehydes with primary aliphatic and aromatic amines using montmorillonite K-10 as a catalyst provided the disubstituted derivatives of quinazolinone **29** (Scheme 6)<sup>39</sup>.



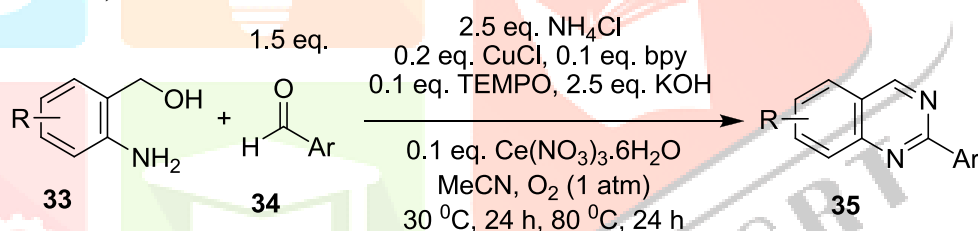
Scheme 6

7. **Ceric ammonium nitrate (CAN)- TBHP catalysed synthesis:** Reaction of 2-aminobenzophenone **30** and benzylamines **31** using ceric ammonium nitrate (CAN) as catalyst at 80 °C for 7- 8.5 h gave 2-phenylquinazolines **32** in good yield (Scheme 7)<sup>40</sup>.



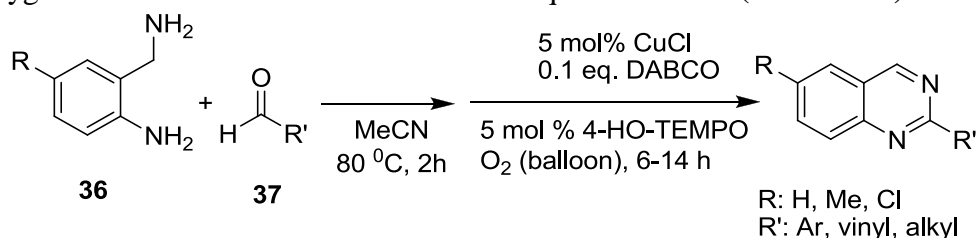
Scheme 7

8. **Copper-catalyzed synthesis of quinazoline:** Reaction of aldehydes **34** with (2-aminophenyl)methanols **33** using the combination of cerium nitrate hexahydrate along with NH<sub>4</sub>Cl and KOH leads to 2-substituted quinazolines **35** (Scheme 8)<sup>41</sup>.



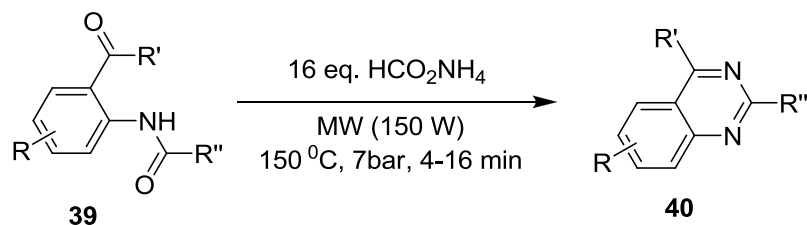
Scheme 9

9. **CuCl/DABCO/4-HO-TEMPO catalysed synthesis:** The treatment of aldehydes **37** with 2-aminobenzylamines **36** and 2-aminobenzyl alcohols, in the presence of CuCl/DABCO/4-HO-TEMPO as the catalysts and oxygen as the terminal oxidant afforded the quinazolinone **38** (Scheme 10)<sup>42</sup>.



Scheme 10

10. **Photochemically induced Fries rearrangement of anilides followed by microwave assisted cyclization of acylamides:** This rearrangement of anilides produced *ortho*-aminoacylbenzene derivatives that were acylated. These acylamides **39** in the presence of ammonium formate & microwave conditions gave quinazolines **40** (Scheme 11)<sup>43</sup>.



Scheme 11

#### 4. Biological aspects of pyrimidine derivatives

Pyrimidine pharmacophore is a chief and central part of RNA and DNA and play an essential role in various biological phenomena. Alloxan **41** is considered as diabetogenic in animals. The three important constituents of nucleic acids Uracil **42**, Thymine **43**, Cytosine **44** contain pyrimidine ring<sup>44</sup>.

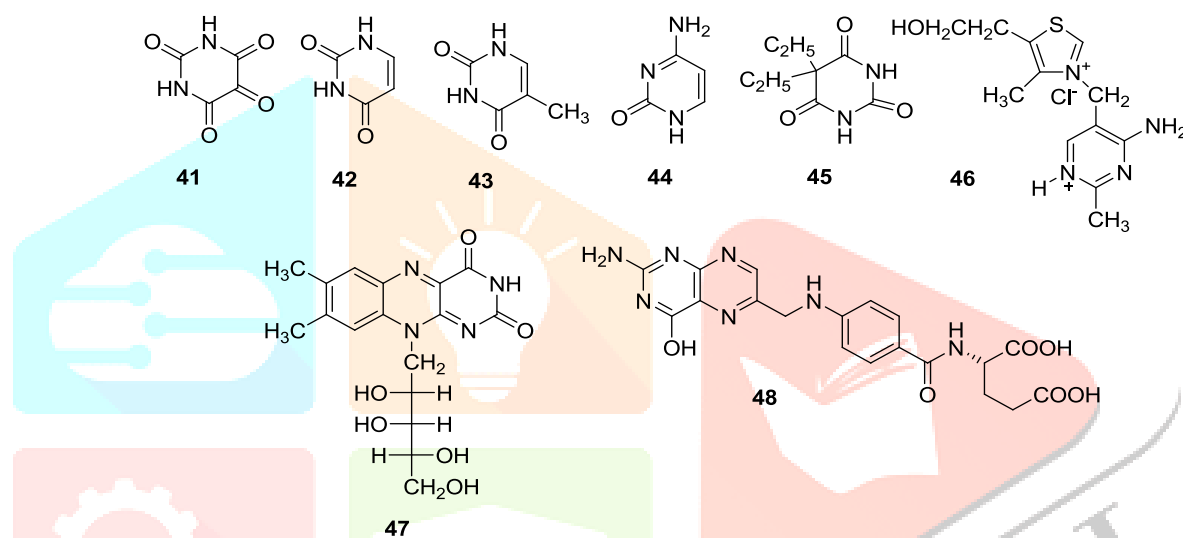


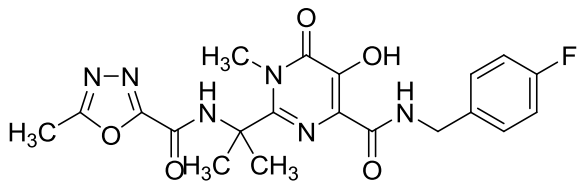
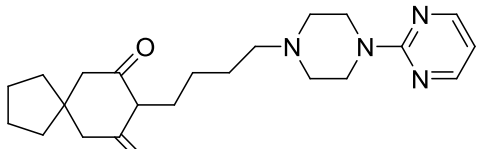
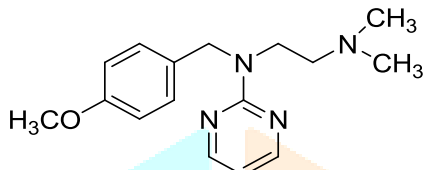
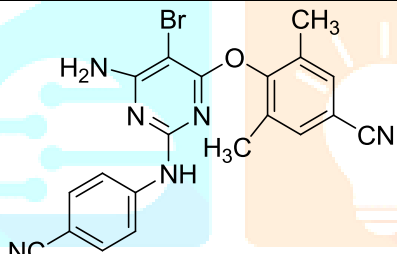
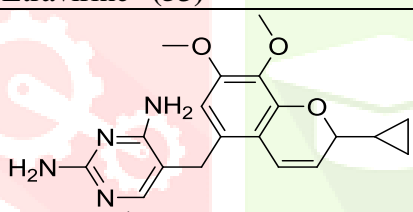
Fig. 5

Many vitamins also contain pyrimidine ring like thymine<sup>45</sup>, riboflavin<sup>46</sup> and folic acid<sup>46</sup>. Barbitone<sup>47</sup>, the first barbiturate hypnotic sedative and anticonvulsant is a pyrimidine derivative<sup>48,49</sup> [Fig. 5].

Pyrimidines also have important chemical and pharmacological utility as anticancer<sup>50</sup>, antiviral<sup>51</sup>, antimycobacterial<sup>52</sup>, anti-inflammatory<sup>53</sup>, analgesic<sup>54</sup>, anti-allergic<sup>55</sup>, anti-HIV<sup>56</sup>, antimicrobial, anti-avian influenza virus (H5N1)<sup>57</sup>, against herpes simplex virus type-1 (HSV-1)<sup>57</sup> and hepatitis-A virus (HAV)<sup>57</sup>, serotonin 5-HT<sub>6</sub> receptor antagonist<sup>57</sup>, anti-arrhythmic agents<sup>57,58</sup>, etc.

**Table 2: Marketed drugs having pyrimidine pharmacophore**

S. No.	Structure and name of the drug	Medicinal properties
1	<p>5-Fluorouracil<sup>59</sup>(<b>49</b>)</p>	Anti cancer

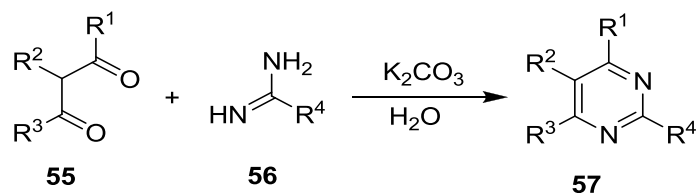
2	 <p>Raltegravir<sup>60</sup> (50)</p>	Anti HIV
3	 <p>Buspirone<sup>61</sup> (51)</p>	Anti psychotic
4	 <p>Thonzylamine<sup>62</sup> (52)</p>	Anti histaminic
5	 <p>Etravirine<sup>63</sup> (53)</p>	Anti-HIV, Anti viral
6	 <p>Iclaprim<sup>64</sup> (54)</p>	Antibiotic

## 5. Synthetic aspects of Pyrimidine

Due to the interesting medicinal properties of pyrimidine nucleus extensive research work has been done on their synthesis and pharmacological properties which has led to the discovery of new synthetic routes and has resulted in the accumulation of vast amount of patented literature for its synthesis in the last few decades.

Generally pyrimidines are synthesized from those compounds in which the ring is formed from two fragments which provide C-C-C and N-C-N atoms respectively.

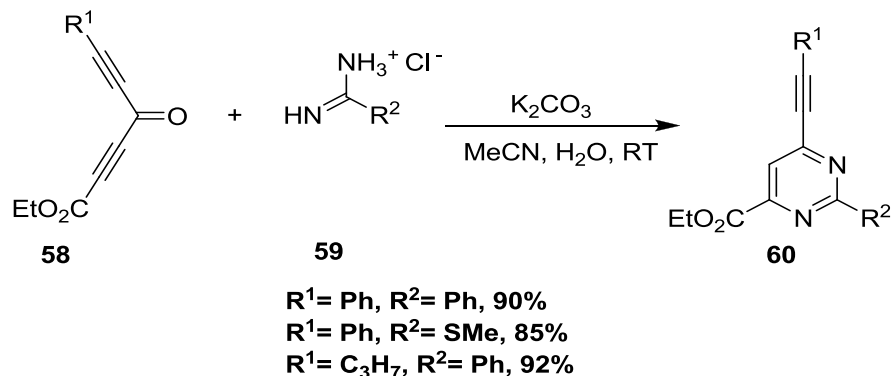
1. **Pinner pyrimidine synthesis:** The condensation reaction of amidines **55** with 1,3-dicarbonyl compound **54** gives pyrimidine derivatives **56** (Scheme 12)<sup>65</sup>.



Scheme 12

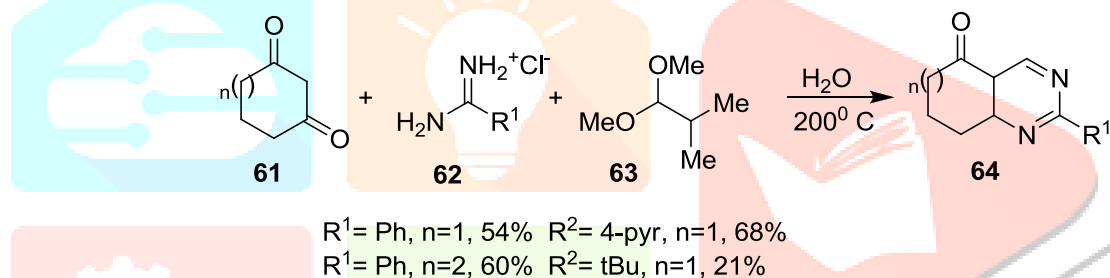
2.

3. **From diacetylenic ketoesters and amidinium chlorides:** Adamo et al prepared the 2,4,6-trisubstituted pyrimidines **60** using diacetylenic ketoesters **58** and amidinium chlorides **59** (Scheme 13)<sup>65</sup>.



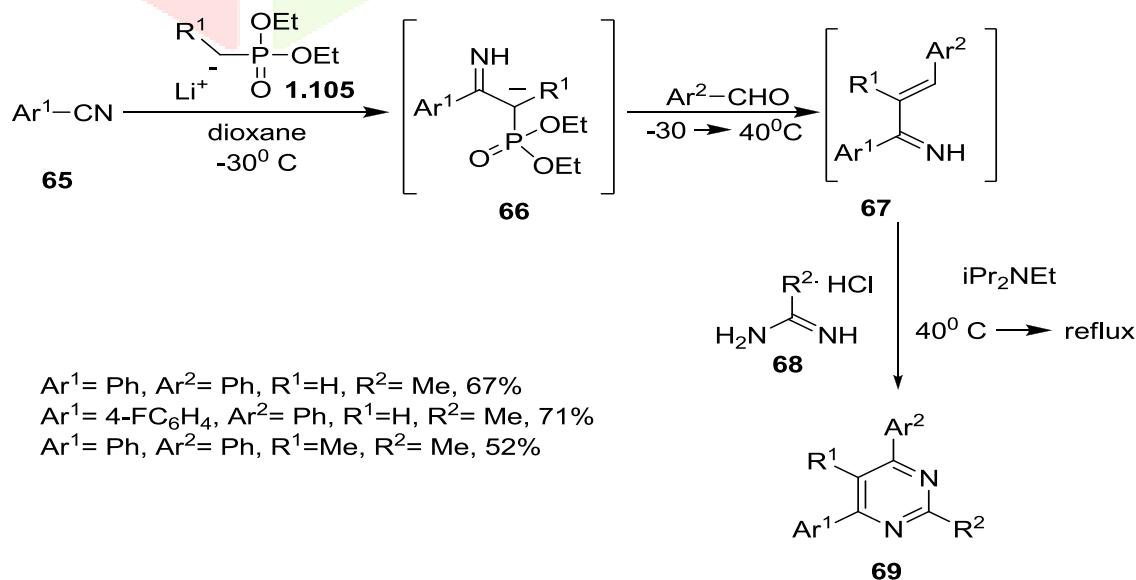
Scheme 13

4. **One pot synthesis:** Molteni et al developed the one pot method for the preparation of 2,4,5-trisubstituted pyrimidines **64** from cyclic 1,3-diketones **61**, imidinium chlorides **62** and dimethylformamide dimethylacetal **63** (Scheme 14)<sup>65</sup>.



Scheme 14

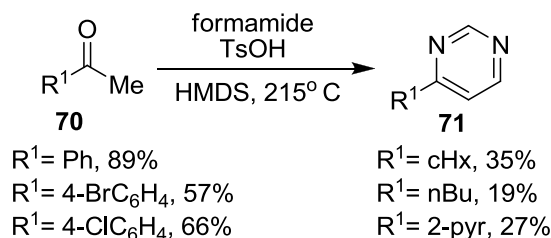
5. **Kiselyov synthesis:** Kislyov et al reported the synthesis of pyrimidine derivative **69** from  $\alpha,\beta$ -unsaturated imines, which were generated *in situ* from alkylphosphonates and aryl nitriles. The condensation of amidinium or guanidinium chlorides with imine gives polysubstituted pyrimidines (Scheme 15)<sup>65</sup>.



Scheme 15

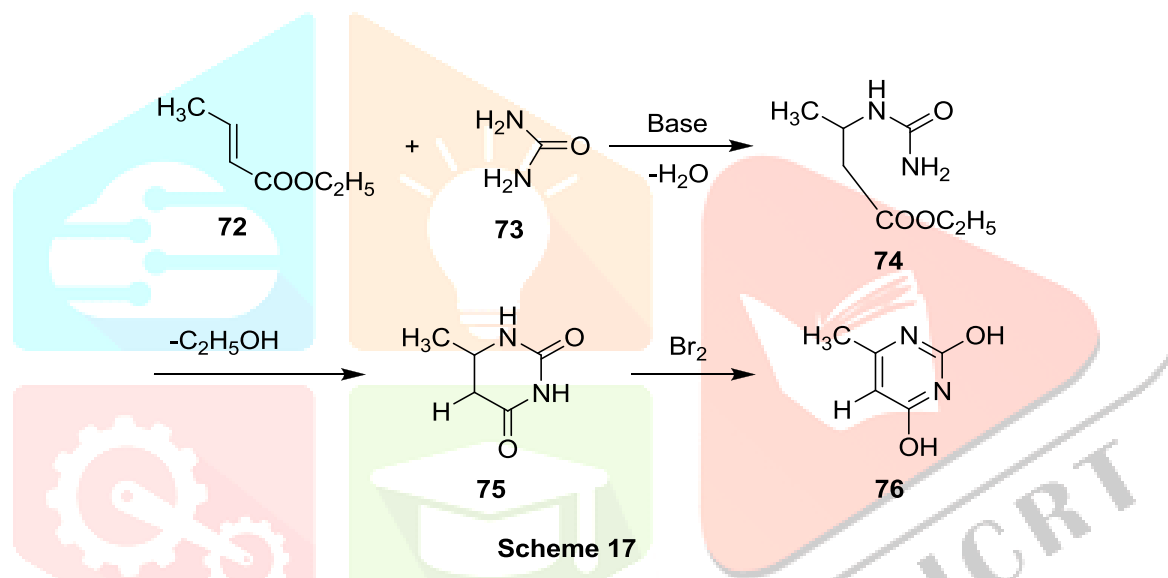


6. **Microwave assisted synthesis:** Good yields was obtained by microwave assisted synthesis of pyrimidines (Scheme 16)<sup>65</sup>.

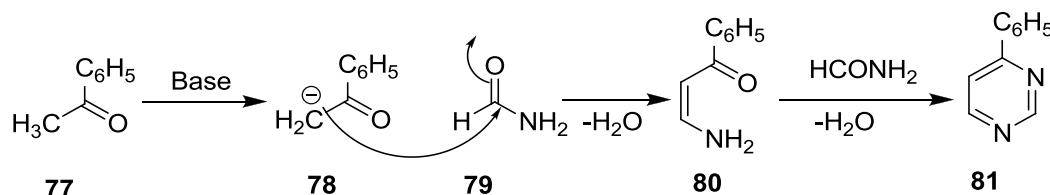


Scheme 16

7. **Condensation of urea with ethyl crotonate:** A dihydropyrimidine **76** is formed by the condensation of urea **73** with ethyl crotonate **72** in presence of a base which on oxidation yields corresponding pyrimidine **75** (Scheme 17)<sup>66</sup>.

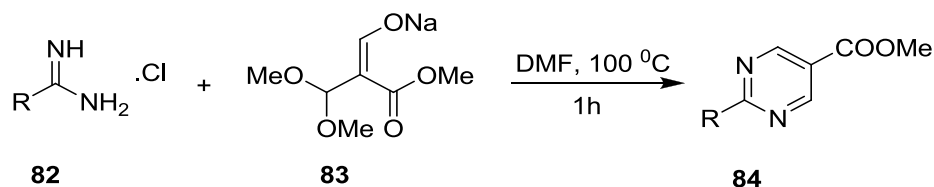


8. **Reaction of  $\beta$ -enaminoketones with formamide:**  $\beta$ -enaminoketones **80** were formed by the reaction of formamide **79** with active methyl group of acetophenone **77** which in presence of excess of formamide cyclises to 4-phenyl pyrimidine **81** (Scheme-18)<sup>67</sup>.



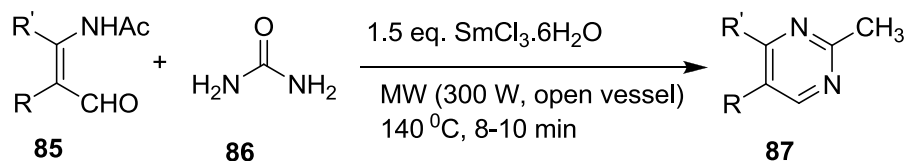
Scheme 18

9. **From amidinium salts:** Amidinium salts **82** on reaction with sodium salt of 3,3-dimethoxy-2-methoxycarbonylprope-1-ol **83** gives 2-substituted pyrimidine-5-carboxylic ester **84** (Scheme-19)<sup>68</sup>.



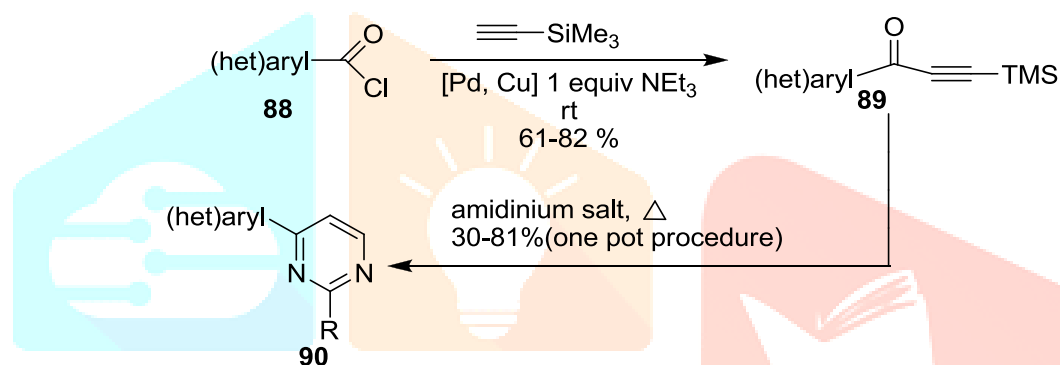
Scheme 19

10. **Samarium chloride catalysed microwave synthesis of pyrimidine**: An efficient and novel synthesis of pyrimidine **87** involves samarium chloride catalysed cyclisation of  $\beta$ -formyl enamide **85** with urea **86** as a source of ammonia under microwave irradiation (**Scheme 20**)<sup>69</sup>.



Scheme 20

11. **Sonogashira coupling**: The Sonogashira coupling of (het)aryl chlorides **88** and (TMS)-acetylene with triethylamine give TMS-ynones **89**, which on addition of amidinium or guanidinium salts together with 2.5-3 equiv of sodium carbonate decahydrate gives the pyrimidine **90** (**Scheme 21**)<sup>70</sup>.



Scheme 21

## References

- Wang, D.; Gao, F. Quinazoline derivatives: synthesis and bioactivities. *Chem. Cent. J.* **2013**, 7:95, 1-15.
- Shafi, S. S.; Senthilkumar, S. Synthesis and Microbial Activity of Novel Quinazoline Derivatives. *Int. J. Chem. Tech. Res.* **2015**, 8(1), 164-169.
- Selvam, T. P.; Kumar, P. V. Quinazoline Marketed drugs – A Review. *Res. Pharm.* **2011**, 1(1), 1-21.
- Genady, A. R. Promising carboranylquinazolines for boron neutron capture therapy: synthesis, characterization, and in vitro toxicity evaluation. *Eur. J. Med. Chem.* **2009**, 44, 409–416.
- Vijayakumar, K.; Ahamed, A. J. Synthesis and biological activities of some novel substituted quinazoline derivatives. *Der. Pharma. Chemica.* **2010**, 2(5), 453-457.
- Kathiravan, M. K.; Vidyasagar, N.; Khiste, R.; Chote, A.; Jain, K. Synthesis and antihyperlipidemic activity of some novel 4-substituted-2-substituted methyltriazino[6,1-*b*]quinazolin-10-ones and 2,4-disubstituted-6,7-dimethoxy quinazoline. *Arab. J. Chem.* **2016**, 9, S395–S403.
- Mark, M. S.; Jan, J. E.; Sabrina, S. A.; Martina, M. L.; Silke, S. A.; Sabine, S. R.; Yeon, Y. C.; Jodi, J. A.; Gillian, G. S.; William, W. R.; Detlef, D. M.; Stephan, S. E.; Bert, B. K.; Thomas, T. S.; Manfred,

- M. M. Protein kinase inhibitors of the quinazoline class exert anti-cytomegaloviral activity in vitro and in vivo. *Antiviral Res.* **2008**, 79,49-61.
8. Hanusek, J. Synthesis, Kinetics, and Biological Activity of 2-Phenylquinazoline-4-thiones. *Chem. Listy.* **2001**, 95,811-813.
  9. Castaldo, R.; Gump, D.; McCormack, J.J. Activity of 2,4-Diaminoquinazoline Compounds against *Candida* species. *J. Antimicrob. Agents Chemother.* **1979**, 15, 81-86.
  10. Yen, M.H.; Sheu, J.R.; Peng, I.H.; Lee, Y.M.; Chern, J.W. Pharmacological activity of DC-015, a novel potent and selective alpha 1-adrenoceptor antagonist. *J. Pharm. Pharmacol.* **1996**, 48, 90-95.
  11. Joshi, S. Spectroscopic analysis on Synthesis 1-Methyl-3-(2'-Phenylethyl)-1H,3H-Quinazoline-2,4-dione. *IOSR J. Pharm.* **2014**, 4, 2, 1-4.
  12. Georgey, H.; Abdel-Gawad, N.; Abbas, S. Synthesis and anticonvulsant activity of some quinazolin-4-(3H)-one derivatives. *Molecules.* **2008**, 13, 2557-69.
  13. Cohen, E.; Klarberg, E.; Vaughan, J. R. Jr. Quinazolinone Sulfonamides. A New Class of Diuretic Agents. *J. Am. Chem. Soc.* **1960**, 82, 2731-2735.
  14. Kenji, M.; Junko, U.; Takashi, S.; Michio, I.; Neil, A.G.; Jin-Chen, Y.; Shusuke, T.; Shoji, O.; Yuji, N. Potent and selective inhibitors of platelet-derived growth factor receptor phosphorylation. 3. Replacement of quinazoline moiety and improvement of metabolic polymorphism of 4-[4-(N-substituted (thio)carbamoyl)-1-piperazinyl]-6,7-dimethoxyquinazoline derivatives. *J. Med. Chem.* **2003**, 46, 4910-4925.
  15. Asif, M. Chemical Characteristics, Synthetic Methods, and Biological Potential of Quinazoline and Quinazolinone Derivatives. *Int. J. Med. Chem.* **2014**, Article ID 395637, 27 pages.
  16. Archana, V.K.; Srivastava, C.; Ramesh Ashok, K. Synthesis of potential quinazolinonyl pyrazolines and quinazolinyl isoxazoline as anticonvulsant agents. *Indian J. Chem.* **2002**, 41B, 2371-2375.
  17. Joachim, R.; William, P.E.; Stephen, O.; Philip, D.G.C.; Philip, L.W. ; Michael, B.; Donald, E.B.; Brian, T.B.; Georgiy, B.; Libing, C.; Chih-Yuan, C.; Thomas, H.C.; Zahra, F.; Wenlang, F.; Uday, R.K.; James, A.K.; Xiao-Gao, L.; Derek, B.L.; Andrea, C.M.; Martin, M.; Astrid, A.O.; Philip, D.R. ; Robert, W.S.; Tatiana, E.S.; Alexandros, V.; Weifeng, T.; Lei, W.; Lin, Y.; Stephen, J.G.; James, N.L.; Laurel, J.S.; William, H.B. Quinazolinone derivatives as orally available ghrelin receptor antagonists for the treatment of diabetes and obesity. *J. Med. Chem.* **2007**, 50, 5202-5216.
  18. Al-Ebaisat, H. S. A Review on Synthesis and Spectral Properties of Quinazolines and Pyrimidines. *Am. Chem. Sci. J.* **2015**, 6(4), 213-223, 2015.
  19. Faraj, F. L.; Zahedifard, M.; Paydar, M.; Looi, C. Y.; Majid, N. A.; Ali, H. M.; Ahmad, N.; Gwaram, N. S.; Abdulla, M. A. Synthesis, Characterization, and Anticancer Activity of New Quinazoline Derivatives against MCF-7 Cells. *Scientific World J.* **2014**, Article ID 212096, 15 pages.
  20. Daniel, B.Y.; Jason, W.G.; Stephanie, L.N.; Arely, V.P.; Matthew, T.C.; David, A.B. Anti-inflammatory activity in skin by biomimetic of *Evodia rutaecarpa* extract from traditional Chinese medicine. *J. Dermatol Sci* , **2006**, 42, 13-21.
  21. Alagarsamy, V.; Raja Solomonb, V.; Dhanabal, K. Synthesis and pharmacological evaluation of some 3-phenyl-2- substituted-3H-quinazolin-4-one as analgesic, anti-inflammatory agents. *Bioorg. Med. Chem.* **2007**, 15, 235- 241.
  22. Alagarsamy, V.; Solomon, V. R.; Vanikavitha, G.; Paluchamy, V.; Ravichandran, M.; Sujin, A. A.; Thangathirupathy, A.; Amuthalakshmi, S.; Revathi, R. Synthesis, analgesic, anti-inflammatory and antibacterial activities of some novel 2-phenyl- 3-substituted quinazolin-4(3H) ones. *Biol. Pharm. Bull.* **2002**, 25, 1432-1435.
  23. Alagarsamy, V.; Rajesh, R.; Meena, R.; Vijaykumar, S.; Ramseshu, K. V.; Anandakumar, T. D. Synthesis, analgesic, anti-inflammatory and antibacterial activities of some novel 2-methylthio-3-substituted quinazolin-4-(3H)-ones. *Biol. Pharm. Bull.* **2004**, 27, 652-656.
  24. Alagarsamy, V.; Muthukumar, V.; Pavalarani, N.; Vasanthanathan, P.; Revathi, R. Synthesis, analgesic and anti-inflammatory activities of some novel 2,3-disubstituted quinazolin-4(3H)-ones. *Biol. Pharm. Bull.* **2003**, 26, 557-559.

25. Vanryzin, R.J.; Trpold, J.H. The toxicology profile of the anti-inflammatory drug proquazone in animals. *Drug Chem Toxicol.* **1980**, 3, 361-379.
26. Manivannan, E.; Chaturvedi, S.C. Analogue-based design, synthesis and molecular docking analysis of 2,3-diaryl quinazolinones as non-ulcerogenic anti-inflammatory agents. *Bioorg. Med. Chem.* **2011**, 19, 4520-4528.
27. Noolvi, M. N.; Patel, H. M. Synthesis, method optimization, anticancer activity of 2,3,7-trisubstituted Quinazoline derivatives and targeting EGFR-tyrosine kinase by rational approach. *Arab. J. Chem.* **2013**, 6, 35-48.
28. Peter, B.; Robert, H.B.; Craig, S.H.; Laurent, F.A.H.; Mark, H.; Jason, G.K.; Jane, K.; Teresa, K.; Donald, J.O.; Stuart, E.P.; Emma, J.W. Design, synthesis and in vitro antitumor activity of 4-amino quinoline and 4-amino quinazoline derivatives targeting EGFR tyrosine kinase. *Bioorg. Med. Chem. Lett.* **2006**, 16, 4908.
29. Kovacs, J. A.; Allegra, C. A.; Swan, J. C.; Drake, J. C.; Parillo, J. E.; Chabner, B. A.; Masur, H. Potent antipneumocystis and antitoxoplasma activities of piritrexim, a lipid-soluble antifolate. *Antimicrob. Agents Chemother.* **1988**, 43, 430-433.
30. Fricker, J. Tyrosine kinase inhibitors: The next generation. *Lancet Oncol.* **2006**, 7, 621.
31. Barghi, L.; Aghanejad, A.; Valizadeh, H.; Barar, J.; Asgari, D. Modified Synthesis of Erlotinib Hydrochloride. *Adv. Pharm. Bull.* **2012**, 2 (1), 119 -122.
32. Al-Rashood, S. T.; Aboldahab, I. A.; Nagi, M. N.; Abouzeid, L. A.; Abdel-Aziz, A. A. M.; Abdelhamide, S. G.; Youssef, K. M.; Al-Obaid, A. M.; El-Subbagh, H. I. Synthesis, dihydrofolate reductase inhibition, antitumor testing, and molecular modeling study of some new 4(3H)-quinazolinone analogs. *Bioorg. Med. Chem.* **2006**, 14, 24, 8608-8621.
33. Conconi, M. T.; Marzaro, G.; Guiotto, A.; Urbani, L.; Zanusso, I.; Tonus, F.; Tommasini, M.; Parnigotto, P. P.; Chilin, A. New Vandetanib analogs: fused tricyclic quinazolines with antiangiogenic potential. *Invest New Drugs.* **2012**, 30, 2, 594-603.
34. Kikuchi, H.; Horoiwa, S.; Kasahara, R.; Hariguchi, N.; Matsumoto, M.; Oshima, Y. Synthesis of febrifugine derivatives and development of an effective and safe tetrahydroquinazoline-type antimalarials. *Eur. J. Med. Chem.* **2014**, 76, 9, 10-19.
35. Yang, Y. Expedient Synthesis of 4-Aryl Quinazoline Analogues via Direct Nucleophilic Arylation of 2-Chloroquinazoline. *Synthesis*, **2016**, 48 (14), 2255-2262.
36. (a) Vijayakumar, B.; Prasanthi, P.; Teja, K. M.; Reddy, K. M. K.; Nishanthi, P.; Nagendramma, M.; Nishanthi, M. Quinazoline derivatives & pharmacological activities: A review. *IJMCA.* **2013**, 3, 1, 10-21.  
(b) Upadhyaya, K.; Thakur, R. K.; Shukla, S. K.; Tripathi, R. P. One-pot copper(I)-catalyzed ligand/base-free tandem cyclooxidative synthesis of quinazolinones. *J. Org. Chem.* **2016**, 81, 5046-5055.
37. Salehi, P.; Dabiri, M.; Baghbanzadeh, M.; Bahramnejad, M. One-pot, three-component synthesis of 2,3-dihydro-4(1H)-quinazolinones by montmorillonite K-10 as an efficient and reusable catalyst. *Synth. Commun.* **2006**, 36: 2287-2292.
38. Karnakar, K.; Shangkar, J.; Murthy, S. N.; Ramesch, K.; Nageshwar, Y. V. D. An efficient protocol for the synthesis of 2-phenylquinazolines catalyzed by ceric ammonium nitrate (CAN). *Synlett.* **2011**, 4, 1089-1096.
39. Chen, Z.; Chen, J.; Liu, M.; Ding, J.; Gao, W.; Huang, X.; Wu, H. Unexpected coppercatalyzed cascade synthesis of quinazoline derivatives. *J. Org. Chem.* **2013**, 78, 11342-11348.
40. Han, B.; Yang, X. L.; Wang, C.; Bai, Y. W.; Pan, T. C.; Chen, X.; Yu, W. CuCl/DABCO/4-HOTEMPO-catalyzed aerobic oxidative synthesis of 2-substituted quinazolines and 4H-3,1-benzoxazines. *J. Org. Chem.* **2012**, 77, 1136-1142.
41. Ferrini, S.; Ponticelli, F.; Taddei, M. Convenient synthetic approach to 2,4-disubstituted quinazolines. *Org. Lett.* **2007**, 9, 69-72.
42. Radi, M.; Schenone, S.; Botta, M. Recent highlights in the synthesis of highly functionalized pyrimidines. *Org. Biomol. Chem.* **2009**, 7, 2841-2847.

43. Lagoja, I. M. Pyrimidineasconstituentofnaturalbiologicallyactivecompounds. *Chem.Biodivers.* **2005**, *2*, 1-50.
44. Jain, K.S.; Chitre, T. S.; Miniyar, P.B.; Kathiravan, M. K.; Bendre, V. S.; Veer, V. S.; Shahane, S. R.; Shishoo, C. J. Biological and medicinal significance of pyrimidines. *Curr. Sci.* **2006**, *6*, 90, 1-11.
45. Wang, S. Q.; Fang, L.; Liu, X. J.; Zhao, K. *Chin. Chem. Lett.* **2004**, *15*, 885-888.
46. Mohler, E. G.; Shacham, S.; Noiman, S.; Lezoualch, F.; Robert, S.; Gastineau, M.; Rutkowski, J.; Marantz, Y.; Dumuis, A.; Bockaert, J.; Gold, P. E.; Ragozzino, M. E. VRX-03011, a novel 5-HT4 agonist, enhances memory and hippocampal acetylcholine efflux. *Neuropharmacol.* **2007**, *53*, 563-73.
47. Le, U.; Melancon, B. J.; Bridges, T. M.; Vinson, P. N.; Utley, T. J.; Lamsal, A.; Rodriguez, A. L.; Venable, D.; Sheffler, D. J.; Jones, C. K.; Blobaum, A. L.; Wood, M. R.; Daniels, J. S.; Conn, P. J.; Niswender, C. M.; Lindsley, C. W.; Hopkins, C. R.; Discovery of a selective M(4) positive allosteric modulator basedon the 3-aminothieno[2,3-b]pyridine-2-carboxamide scaffold: development of ML253, a potent and brain penetrant compound that is active in a preclinical model of schizophrenia. *Bioorg. Med. Chem. Lett.* **2013**, *23*, 346-50.
48. Miyazaki, Y.; Matsunaga, S.; Tang, J.; Maeda, Y.; Nakano, M.; Philippe, R. J.; Shibahara, M.; Liu, W.; Sato, H.; Wang, L.; Nolte, R. T. Novel 4-amino-furo[2,3-d]pyrimidines as Tie-2 and VEGFR2 dual inhibitors. *Bioorg. Med. Chem. Lett.* **2005**, *15*, 2203.
49. Yadav, S. K.; Patil, S. M. M.; Gupta S. K. Synthesis of 11-pyrimidine ring incorporated analogues of pyrrolo [2,1-C][1,4]-benzodiazepines. *Novel Sci. Int. J Pharm. Sci.* **2012**, *1*(6), 329-335.
50. Ballell, L.; Robert, A. F.; Chung, G. A. C.; Young, R. New thiopyrazolo[3,4-d]pyrimidine derivatives as anti-mycobacterial agents. *J. Bioorg. Med. Chem. Lett.* **2007**, *17*, 1736.
51. El-Gazzar, A. B. A.; Hafez, H. N. Synthesis of 4-substituted pyrido[2,3-d]pyrimidin-4(1H)-one as analgesic and anti-inflammatory agents. *Bioorg. Med. Chem. Lett.* **2009**, *19*, 3392-3397.
52. Sondhi, S. M.; Singh, N.; Johar, M.; Kumar, A. Synthesis, anti-inflammatory and analgesic activities evaluation of some mono, bi and tricyclic pyrimidine derivatives. *Bioorg. Med. Chem.* **2005**, *13*(22), 6158-66.
53. Kamdar, N. R.; Haveliwala, D.D.; Mistry, P.T.; Patel, S.K. Design synthesis and in-vitro evaluation of anti tubercular and anti-microbial activity of some novel pyrano pyrimidines. *Eur. J. Med. Chem.* **2010**, *45*(11), 5056–5063.
54. (a) Corte B.L.D. From 4,5,6,7-Tetrahydro-5-methylimidazo[4,5,1-jk](1,4)benzodiazepine -2(1H)-one (TIBO) to Etravirine (TMC125): Fifteen years of research on non-nucleoside inhibitors of HIV-1 reverse transcriptase. *J. Med. Chem.* **2005**, *48*, 1689-1696.
- (b) Joshi, S.; Maikap, G.C.; Titirmare, S.; Chaudhari, A.; Gurjar, M.K. An improved synthesis of etravirine. *Org. Process Res. Dev.* **2010**, *14*, 657–660.
- (c) Kaur, N. Expedient protocol for the installation of thiadiazole on 2-position of 1,4-benzodiazepine-5-carboxamide through a phenoxy spacer. *Int. J. Pharm. Bio. Sci.* **2013**, *4*(2), 366 – 373.
55. Sahu, M.; Siddiqui, N. A review on biological importance of pyrimidines in the new era. *Int. J. Pharm. Sci.* **2016**, *8*, 5, 8-21.
56. Al-Harbi, N.O.; Bahashwan, S. A.; Fayed, A. A.; Aboonq, M. S.; Amr, A. E. E. Anti-parkinsonism, hypoglycemic and anti-microbial activities of new poly fused ring heterocyclic candidates. *Int. J. Biol. Macromol.* **2013**; *57*, 165–73.
57. Nagender, P.; Reddy, G. M.; Kumar, R. N.; Poornachandra, Y.; Kumar, C. G.; Narsaiah, B. Synthesis, cytotoxicity, antimicrobial and anti-biofilm activities of novel pyrazolo[3,4-b]pyridine and pyrimidine functionalized 1,2,3-triazole derivatives. *Bioorg. Med. Chem. Lett.* **2014**, *24*, 13, 2905–2908.
58. Hajimahdi, Z.; Zarghi, A.; Zabihollahi, R.; Aghasadeghi, M. R. Synthesis, biological evaluation, and molecular modeling studies of new 1,3,4-oxadiazole- and 1,3,4-thiadiazole-substituted 4-oxo-4H-pyrido[1,2-a]pyrimidines as anti-HIV-1 agents. *Med. Chem. Res.* **2013**, *22*, 15, 2467–2475.

59. Basavaraja, H. S.; Jayadevaiah, K. V.; Hussain, M. M.; Vijay K. M. M. J, Padmashali, B. Synthesis of novel piperazine and morpholine linked substituted pyrimidine derivatives as antimicrobial agents. *J. Pharm. Sci. Res.* **2010**, 2(1), 5-12.
60. Schmidt, E. Y.; Tatarinova, I. V.; Protsuk, N. I.; Ushakov, I. A.; Trofimov, B. A. A One-Pot Synthesis of 2-Aminopyrimidines from Ketones, Arylacetylenes, and Guanidine. *J. Org. Chem.* **2017**, 82, 119–125.
61. Wan, Z. Y.; Tao, Y.; Wang, Y. F.; Mao, T. Q.; Yin, H.; Chen, F. E.; Piao, H. R.; Clercq, E. D.; Daelemans, D.; Pannecouque, C. Hybrid chemistry. Part 4: Discovery of etravirine–VRX-480773 hybrids as potent HIV-1 non-nucleoside reverse transcriptase inhibitors. *Bioorg. Med. Chem.* **2015**, 23, 15, 4248–4255.
62. Bach, T. H.; Hsu, D. I.; Bounthavong, M. Present and emerging therapies for methicillin-resistant staphylococcus aureus skin and soft tissue infections: focus on iclaprim. *Clin. Med. Rev. Ther.* **2011**, 3, 191-201.
63. Hill, M. D.; Movassaghi, M. New strategies for the synthesis of pyrimidine derivatives. *Chem. Eur. J.* **2008**, 14, 6836 – 6844.
64. Bansal R. K., *Heterocyclic Chem.*, Fourth Edition, 2007, 514.
65. Khanage, S. G.; Raju, S. A.; Mohite, P. B.; Pandhare, R. B. Synthesis and pharmacological evaluation of some new pyrimidine derivatives containing 1,2,4-triazole. *Adv. Pharma. Bull.* **2012**, 2, 213-222.
66. Zichkin, P.; Fairfax, D. J.; Eisenbein, S. A. A general procedure for the synthesis of 2-substituted pyrimidine-5-carboxylic esters. *Synthesis*, **2002**, 720-722.
67. Barthakur, M. G.; Borthakur, M. A. A novel and efficient lewis acid catalysed preparation of pyrimidines: Microwave promoted reaction of urea and  $\beta$ -formyl enamide. *Syn lett.* **2007**, 2, 223-26.
68. Karpov, A. S.; Muller, T. J. J. New entry to a three-component pyrimidine synthesis by TMS-ynones via Sonogashira Coupling. *Org. Lett.* **2003**, 5, 19, 3451- 3454.
69. Pace, P.; Francesco, M.E.D.; Gardelli, C.; Harper, S.; Muraglia, E.; Nizi, E.; Orvieto, F.; Petrocchi, A.; Poma, M.; Rowley, M.; Scarpelli, R.; Laufer, R.; Paz, O.D.; Monteagudo, E.; Bonelli, F.; Hazuda, D.; Stillmock, K.A.; Summa, V. Dihydroxypyrimidine-4-carboxamides as novel potent and selective HIV integrase inhibitors. *J. Med. Chem.* **2007**, 50, 2225-2239.
70. Humphrey, G. R.; Pye, P. J.; Zhong, Y. L.; Angelaud, R.; Askin, D.; Belyk, K. M.; Maligres, P. E.; Mancheno, D. E.; Miller, R. A.; Reamer, R. A.; Weissman, S. A. Development of a second generation, highly efficient manufacturing route for the HIV integrase inhibitor raltegravir potassium. *Org. Process Res. Dev.* **2011**, 15, 73-83.