

Mode Converter

¹S CHANDANA, ²RAMBABU M

¹B. TECH Student,

¹Department of CSE KG Reddy College Of Engineering & Technology, Hyderabad

¹KG Reddy College of Engineering & Technology

²M.Tech, Associate.Professor,

²Department of CSE, KG Reddy College of Engineering and Technology, Hyderabad

Abstract: Now a day, all people are very familiar with mobiles. To make them free from work tensions, they will keep their mobile in silent. When they keep their mobiles in silent they may miss some important calls. Which will make them regret in future? So, to avoid this situation we came up with MODE CONVERTOR. By using this, if a mobile is in silent and a same mobile number is calling continuously 5 times then at the 6-time call of the same mobile number will automatically convert into ring mode. By this a person will not lose their valuable information. Mobile learning management systems are very important for training purpose. But considering the present scenario, the learners are equipped with a number of mobile devices that run by different operating systems with diverse device features. Therefore, developing a mobile application for different platforms is a cumbersome task if appropriate tools and techniques are not practiced. There are three categories of mobile application namely native, web based and hybrid. For mobile learning system, hybrid is an appropriate choice. In order to avoid re-implementation of the same hybrid application for different platform separately, several tools are proposed for example: Phone Gap, Adobe Air, Sencha Touch and QT, each with their own strength. With proper use of the strength of individual framework or the combination of frameworks, more compatible and more stable, cross-platform mobile learning application specifically for quizzes and assignments can be developed.

Key words: *cross-platform; mobile devices; framework; mobile learning; hybrid mobile app*

1. Introduction

In the present era of proliferating computer networks, and electronic devices (mobiles, tablets, PCs) every individual and organization is trying to get access to information and use these devices for their advancement and improved performance. Electronic information is accessible to a huge population in the world. Mobiles have become so much common that we have started to use it in every sphere of life. Whether it is entertainment or education, we can see a very intense use of mobiles and we can consider them as a new personal computer. It doesn't mean that desktop computers are now useless, but the mobile devices market is growing fast. They are cheap, convenient because of their portability, and due to geo location often more useful than PC.

Desktop applications are now commonly communication based and application developers develop a single application in cross-platform that can easily run on different desktop platforms e.g. Mac or Windows. There is an increasing demand of mobile applications to use mobile devices, but an application development for mobile devices is not so simple and it's a big challenge. These mobiles have different operating system and unlike PC OS, mobile OS decides the type of programming language required for applications running on it. So we need to design the mobile application according to its platform. There are various categories of app development for mobiles broadly categorized into three, namely, native apps, mobile web apps and hybrid apps and according to the app categories and platforms, we have different choices in programming languages and framework for mobile application development. For running an application on multiple platforms, a cross-platform framework is required. Cross-platform frameworks for PC app are not adaptable to mobile app, so vendors provide cross-platform framework for mobile apps (some of them are discussed in section V). With this advancement of technology maybe third party cross-platform emerges that supports both PC app and mobile app irrespective of platform.

In our studies, we explore cross-platform strategies that would be helpful for providing solution to barriers in an app developed for mobile learning systems in a heterogeneous device environment. The mobile learning is defined as "Any sort of learning that happens when the learner is not at a fixed, predetermined location, or learning that happens when the learner takes advantage of the learning opportunities offered by mobile technologies" according to [1]. In a university environment incorporating mobile learning for quizzes and assignments requires learning system tools [1] specifically course search, file exchange, report generation, content creation, administration, off-line work, calendar and indeed many others.

With the diversity in devices (like Android, iPhone, Blackberry, Nokia Symbian, Laptops, Windows Mobile Phone), in order to provide above mentioned tools of learning system to its end user, an application suitable for the heterogeneous platform environment is required. We have discussed the different platforms in section II, categories of mobile apps in section III, app development languages and frameworks suitable for heterogeneous platform mobile apps are discussed in section IV and section V respectively. In section VI we discuss cross-platform strategies suitable for online or off-line quizzes and web based assignments and in section VII we conclude the studies.

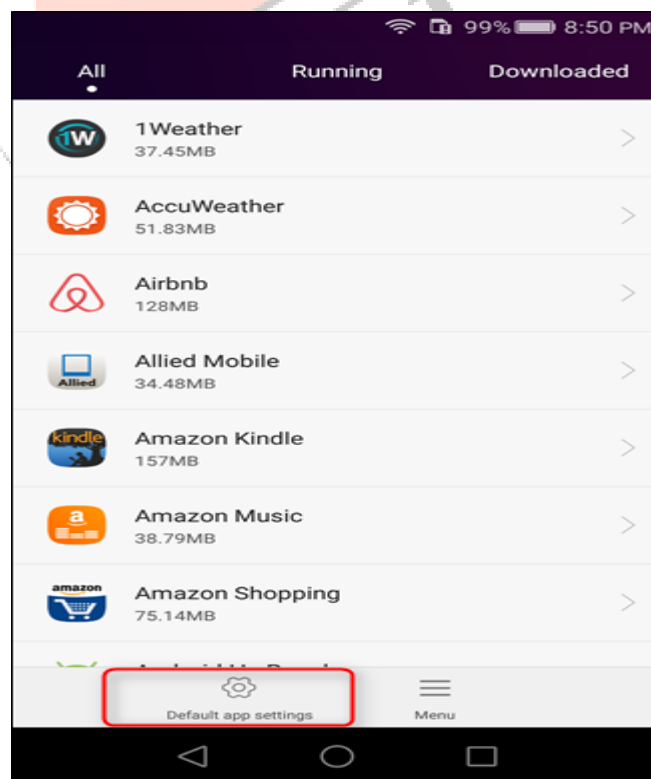
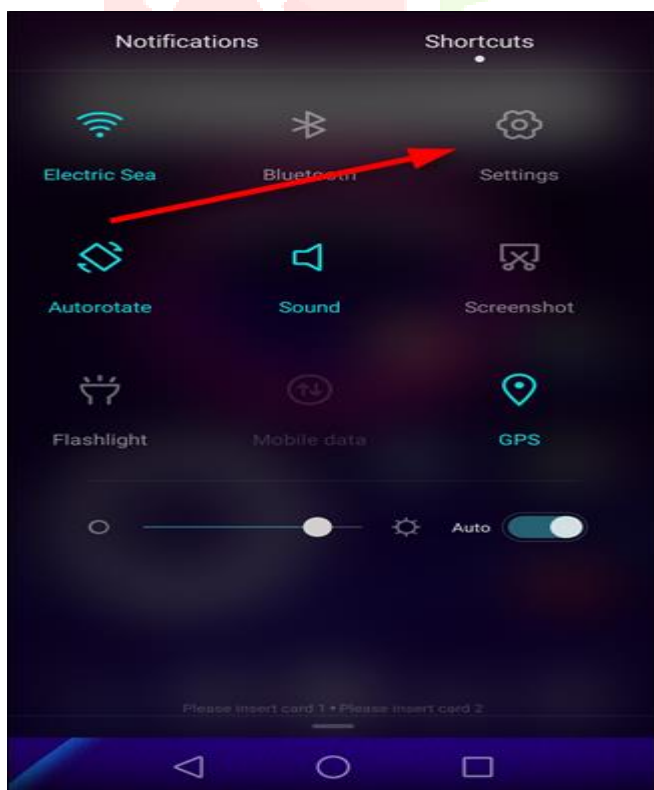
2. Literature Survey:

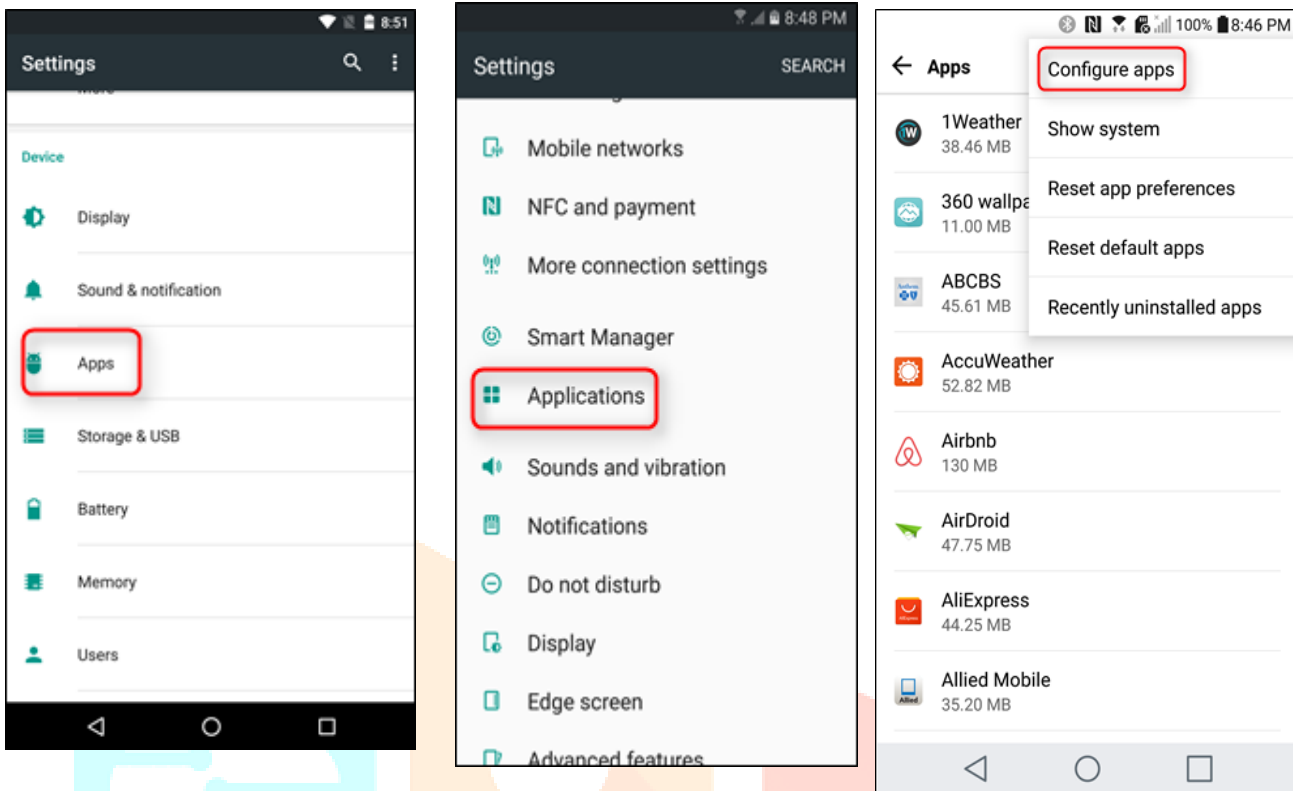
A mobile in silent will be ring with without sound.so, people are losing valuable information if they get call at that time. When you have multiple applications that do the same thing—like browsers, for example—Android will ask you which one you want to use every time, at least until you set one as the default with the “always” action. In the earlier days of the app picker, you’d have to clear defaults for each one before applying another, but things have changed.Now, there’s a simple way to manage default applications for the most-used apps all in one place. The only problem is that it’s in a different place for every major manufacturer. Just Android things, right?

The good news is that getting to where you need to be starts in the same place on basically every Android device out here: Settings. Just pull down the notification panel, and hit the cog icon to jump in. Once in Settings, you’ll need to find the Apps section for your particular manufacturer. On most devices, it’s just labeled “Apps” or “Manage Apps,” with the main exception being Samsung Galaxy handsets—you’ll be looking for “Applications.” Silly Samsung, being all formal. On LG devices, you’ll find “Apps” under the “General” tab. From here, things can get a little sketchy between brands. On Stock Marshmallow devices, just hit the cog icon in the top right corner, then “Default Apps.” This changes in Android N, as there is no “Default Apps” option—instead, everything is managed from the main app settings screen. On Galaxy devices, the second option to the top is “Default applications,” which is the one you want.

On LG handsets, hit the overflow button in the top right corner, then “Configure apps.” On Huawei phones, tap “Default app settings” at the bottom of the screen. At this point, most handset makers should be pretty much on the same page. The majority will let you change the default launcher (Home), browser, dialer (phone), and SMS apps, along with some particulars that will vary between manufacturers. It’s worth mentioning here that whenever you install a new app that can be set as a default—like a launcher or browser—this will effectively reset your default preference for that category, allowing you to set the newly-installed app as default without having to go through much hassle. If you want to change it back, just following these instructions.

On the other hand, web app has some shortcomings also. Internet connection is a must in web apps. Web apps are not compatible with smartphone features like camera, GPs, phone dialing, etc. Web apps are not even listed in play store. Users have to search it on the web to use. Performance of web apps is slower as compared to native apps. They are also more difficult to build a regular user-base, unless they save it as a bookmark. Users won’t have the app’s icon on their devices as it is a web link which can be open as required. As a developer or publisher you can’t send them notifications to bring them back to your content. Hybrid apps combine technologies from native and mobile Web apps to gain the benefits of each. They behave like a native app because they are installed from a web store and have access to device specific features as in native app but developed using web app tools [3]. The tools for hybrid app can modify pre-packaged HTML pages, can change user interface according to device platform and allow both offline and online usage [2]. Hybrid mobile apps can be released on multiple platforms when using certain web technologies like HTML5, CSS3 and JavaScript. It will save the overhead time and cost used to prepare softwares for each platform. The Netflix app is one example of a hybrid app which runs the same code base on all platforms. Facebook, TuneIn Radio, LinkedIn are some of the examples of hybrid apps.





Different apps need different configurations and settings. This app help you to switch to different set of settings for your each of your app individually. It includes volume, orientation; network conditions, Bluetooth connection, screen brightness, keep screen awake, etc. (no need root!!!). You can create profile for each app. When you launch the app, the corresponding profile will be applied. After that, you can adjust the settings as usual. The profile is to serve as a setting template for your app, and it will only be applied when you app START. Please also set up the default profile. It will be applied when you are running all other apps, and when your screen is off.

This help you to save time and battery, because you do not need to switch off system function manually. You can reduce the brightness of the screen when it is needed, and turn it off again in the default profile. It make sure you do not forget to turn some power unfriendly features, such as WiFi and bluetooth. You can configure your apps behavior by adjusting the profile in this app. For example, when you are reading news and watching video, you might want to adjust to a specify orientation and keep the screen awake.

3. PROPOSED SYSTEM

When mobile is in silent and if we get a call from same number for 5 times then it will automatically convert to ring mode.so, that person can attend that call.

1. Wouldn't it be nice if you could borrow your colleague's phone and use it to turn on the ringer of your missing phone?

Meet Agastya, a new Android app that lets you "remotely" perform various tasks on your phone from any other phone via simple SMS commands. The other phone, that is sending the commands, need not be running Android – even the basic Nokia 1100 would do just fine – and either phones don't require GPS or data plans (Internet). The workflow is easy. You send an SMS command from a friend's phone to your own phone in a given format and the app reacts accordingly. For instance, a command like "ringer" would turn on the ringer while "silent" would put the phone to silent mode.

The app can also help you retrieve your missed calls list or your incoming text messages via, you got it right, SMS. This feature should be handy for people who own multiple phones – you can easily check the call and SMS logs of your secondary phone from the one that's in your pocket.

Here's a complete list of SMS commands that you can try on your Android phone:

- SILENT – Turn off the phone's ringer
- RINGER – Turn on the ringer
- IMEI – Get the IMEI number* of your phone
- LAST MESSAGES – Retrieve the last 5 text messages received on your phone
- LAST CALLS – Know the last 5 missed/received/dialed numbers
- <CONTACT> – Fetch the contact number of a person from the address book.

[*] The IMEI number can help you block a misplaced (or stolen) phone from accessing mobile networks (type *#06# to know the IMEI of your existing phone).

Agastay isn't the first app that offers such features. The more popular Where's My Droid app can not only turn on the ringer of your phone remotely but will also send you the phone's current GPS location by SMS. There's overlap but these apps are more inclined towards locating your lost phone while Agastay is like a command console – you can toggle between phone states or even fetch details of a contact remotely from the phone's address book. The IMEI feature is also handy for blacklisting your misplaced phone.

In my tests, Agastya did work as advertised and the SMS based commands executed almost instantly though the app did crash in one instance. The company says that Agastay works on Android 2.2 and above.

On a related note, if you aren't allowed to carry cell phones in your office, you should grab the SMS to Gmail app as it will auto-forward all your incoming text messages and missed calls list to your work email address.

2. School is about to start for many of us, which means lots of repetitive taps to silence your phone every morning. Even if you're not a student but are working instead, you probably also need to repeat this procedure every morning, unless you want to go through the embarrassment of your phone ringing during an important meeting. If you interact with your phone every day, chances are, your daily routine doesn't involve many changes. If so, why not automate the process and make life easier for yourself? With the following free apps, you definitely can.

Silence Your Phone On A Weekly Schedule With Silent Time [Android 2.2+]

If you have a set schedule every week and know exactly when you need to silence your phone, Silent Time might fit your needs. It is a small and simple app that lets you assign blocks of time to specific events when you'll need your phone to be silenced.

For each event, you can select the start and end times, the days of the week, and whether or not to enable vibration. When an event in Silent Time is activated, you will see an indicator in the ongoing section of the notification bar.

You can also enable exceptions for specific or all events so that if you need to receive calls from a specific contact, they will be able to bypass silent mode and make your phone ring or vibrate. There is also a Quick Quiet mode in the Menu Options that enables you to set your phone on silent mode for a number of minutes, which could be handy for one-time events. In the Settings screen for Silent Time, you can also select whether to enable notifications, sounds, set the clock on 24-hour mode, and whether your week starts on Monday.

Temporarily Set Your Phone On Silent Mode For A Number Of Minutes With Phone Silencer

Phone Silencer is a very simple, but functional app if you usually forget to re-enable your phone's ringer from silent mode and finding out you missed a bunch of calls or text messages. Sound familiar? Phone Silencer can help relieve your pain with no almost no learning curve.

3. Sometimes you just want to get offline.

So you put your phone in silent mode.

But what if someone needs to get hold of you urgently?

With the new Priority Ringer feature in MightyText Pro, people you trust can ring your phone and send you an urgent message even if your phone is on silent.

You just need to send them a special keyword for them to include in a text message to you, and your phone will ring.

Here's how to set it up:

1. Enable Priority Ringer in the MightyText web app or phone app settings.

Priority Ringer PRO

Ring my phone when someone sends me an SMS that contains my alert keyword.

OFF

Alert Keyword: #RINGTHISPHONE

2. Set your Alert Keyword

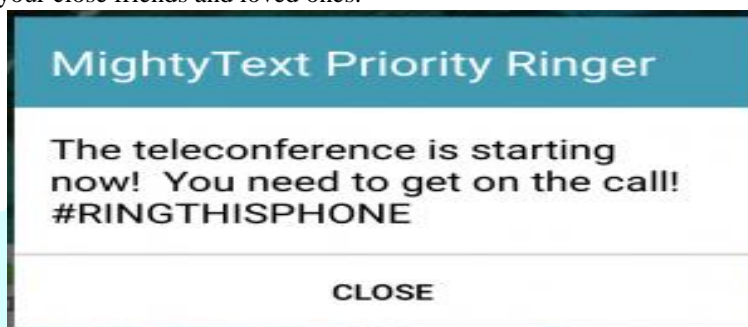
Alert Keyword

#RINGTHISPHONE

NOTE: Make this keyword very specific to prevent your phone's ringer from being triggered accidentally.

Update Cancel

2. Share your Alert Keyword with your close friends and loved ones.



Now, messages containing your Priority Ringer Keyword will sound the alarm on your phone. When a message containing your keyword arrives, it will look like this.

3. Conclusion

In order to avoid re-implementation of the same applications for different platform separately, it is vital to compare and make use of the strength of individual framework or the combination of frameworks, so that a better, more compatible and more stable cross-platform application can be developed. Studies also show that there are many existing learning systems that are not being explored fully and will probably have a bright future if some more functionalities are considered and proper implementation is carried out. Therefore, in our future work we will still continue the studying of the latest cross-platform framework, device features accessible by these frameworks, and implement a learning system incorporating new features. Hence, this study is important for a cross-platform mobile learning application development.

4. Acknowledgement

I authored this paper on Authentication Privacy Policy Preserving Of User Uploaded Images on Social Media, with the support of our guide, RAMBABU M, Assoc.Professor, in KG Reddy College of Engineering & Technology,Hyderabad. We are thankful to our chairman, K..Krishna Reddy garu for his support. Finally I am indebted to my family members for providing a peaceful environment.

References

- [1] D. V. Sanchez, E. H. Rubio, E. F. Ruiz, and A. M. Viveros, "Student Role Functionalities Towards Learning Management Systems As Open Platforms Through Mobile Devices", IEEE 2014
- [2] I. Dalmaso, S. K. Datta, C. Bonnet, and N. Nikaein, "Survey, Comparison and Evaluation of Cross Platform Mobile Application Development Tools".
- [3] N. Serrano, J. Hernantes, and G. Gallardo, "Mobile Web Apps", IEEE Software 2013
- [4] N. M. Hui, L. B.. Chienget, W. Y. Ting, H. H. Mohamed, and M. Rafie, "Cross-Platform Mobile Applications for Android and iOS", IFIP WMNC, IEEE 2013
- [5] P. Gokhale, and S. Singh, "Multi-platform Strategies, Approaches and Challenges for developing Mobile applications", CSCITA 2014
- [6] D. H. Setiabudi, L. J. Tjahyana, and Winsen, "Mobile Learning Application Based On Hybrid Mobile Application Technology Running On Android Smartphone and Blackberry".
- [7] B. A. Babatunde, L. Chia-Feng,. and Y. Shyan-Ming, "A Cross-Platform Mobile Learning System Using QT SDK Framework", Fifth International Conference on Genetic and Evolutionary Computing 2011
- [8] J. F. Lu, and Y. Zhang, "Mobile Application Development Based on Adobe AIR", IEEE 2013
- [9] D. Jaramillo, V. Ugave, R. Smart, and S. Pasricha, "Secure Cross-Platform Hybrid Mobile Enterprise Voice Agent", IEEE 2014
- [10] Z. Ji, X. Zhang, I. Ganchev, and M. O'Droma, "Development of a Sencha-Touch mTest Mobile App for a mLearning System", IEEE 13th International Conference on Advanced Learning Technologies 2013
- [11] D. Malandrino, I. Manno, et al "A Tailorable Infrastructure to enhance Mobile Seamless Learning", IEEE Transactions on Learning Technologies, 2014