



INTERNATIONAL JOURNAL OF CREATIVE RESEARCH THOUGHTS (IJCRT)

An International Open Access, Peer-reviewed, Refereed Journal

PERFORMANCE ENHANCEMENT MODEL OF CLUSTERING TECHNIQUES FOR OUTLIER DETECTION

¹**Author: Pushpanjali Patra, Research scholar-CSE department at Sri Satya Sai University of Technology & Medical Sciences**

²**Author: Dr. Pankaj Kawadkar, Professor at CSE department at Sri Satya Sai University of Technology & Medical Sciences**

Abstract

In Data mining there are heaps of strategies are utilized to distinguish the anomaly by causing the bunches of information and afterward to recognize the exception from them. All in all Clustering technique assumes a significant function in information mining. Clustering implies gathering the comparative information protests together dependent on the trademark they have. Exception Detection is a significant issue in Data mining; especially it has been utilized to recognize and wipe out odd information objects from given informational index where anomaly is the information thing whose worth falls outside the limits in the example information may demonstrate abnormal information. In this work we have proposed a grouping-based anomaly identification calculation for powerful information mining which uses upgraded k-implies clustering calculation to group the informational collections and weight-based focus approach. In proposed approach, two procedures are consolidated to effectively discover the anomaly from the informational index. Edge worth can be determined automatically by taking supreme estimation of least and most extreme estimation of a specific group. The test results show that upgraded technique takes least computational time and focuses on decreasing the exception that could improve proficiency of k-implies grouping for accomplishing the better-quality clusters.

Keywords:Data mining, K-means clustering, density based outlier detection.

1 Introduction

Finding strange purposes of all the information focuses is the principal thought to find out an exception. Anomaly identification signals through the articles generally going amiss from a specific informational index. Distinguishing anomalies that are conflicting with the remaining dataset is a noteworthy battle in certifiable KDD applications. Existing anomaly location methods are inadequate on dispersed genuine datasets because of certain subtleties designs just as boundary setting issues. Numerous techniques are utilized to find the deviation of a spot out of different regions that tells the outlines of a spot. Since the assortment of exceptions in an informational index is incredibly not many, it's unnecessary to register these activities for those regions. The plan behind anomaly identification reliant on clustering is diminishing calculation time by killing the components that are in all likelihood not anomalies.

The anomaly discovery issue now and again is likened to the order issue. For example, the essential worry of grouping based exception identification calculations is discovering anomalies and bunches, which will in general be viewed as commotion that must be taken out to have the option to make substantially more dependable clustering. Some loud focuses may be miles from the data focuses, while the others may be close. The faraway uproarious focuses would influence the outcome all the more generously in light of the fact that they're more unmistakable from the data focuses. It's alluring to distinguish and dispose of the anomalies, which are miles from the entirety of the different focuses in bunch. The distinguishing proof of an exception is affected by various components, a ton of that are of enthusiasm for useful applications. For criminal misleading, misrepresentation, or model, will frequently be an expensive issue for most benefit associations. Information mining could diminish a few of these misfortunes by utilizing the considerable assortments of client data. Utilizing web log archives gets feasible to recognize deceitful lead, changes in conduct of shortcomings or customers in strategies.

Anomalies create by contentions of such occurrences. In this manner standard deficiency identification can find special cases in the amount of cash spent, sort of things bought, area and time. Various misrepresentation cases can occur, for example, on the off chance that somebody has the name of yours, charge card number, lapse date just as charging address. The entirety of this data is truly advantageous to get much from the home letter drop of yours or possibly any online exchange that you'd already. In this way, robotized strategies for halting false utilization of charge cards distinguish remarkable exchanges and furthermore could deter such exchanges on past stages. An extra model is a pc security interruption discovery framework, which discovers anomaly designs like a plausible interruption attempt. Interruption location compares to an assortment of strategies which are utilized to discover assaults against PCs just as organization foundations. Exception recognition is a fundamental segment of interruption discovery where bothers of conduct that is standard propose the presence of inadvertently or deliberately prompted assaults, deformities and issues. Distinguishing exceptions has down to earth application in significantly more expansive circles: drug examination, budgetary applications, climate forecast, publicizing or segmentation.

1.1 Objectives

- a. To investigate on outlier detection in health care domain
- b. To study the challenges and problems in outlier detection
- c. To study the various types of outliers detection methods.
- d. To study the role of Data Mining in Outlier Detection.
- e. To analyze the outliers in the data set called Outlier Recognition using Angle Based and Distance based Method (ODAD)
- f. To analyze the robust regression method for identifying the outliers in multivariate data sets.
- g. To analyze the clustering based outlier detection methods using k-means, k-medoids and Fuzzy c-means clustering approaches are computed and compared.

2 Literature Review

Jagruti D. Parmar & Prof. Jalpa T. Patel (2017) Anomaly detection is the brand new studies subject to this brand new model researcher in time that is current. Anomaly detection is a domain i.e., the answer for the upcoming data mining. The term 'information mining' is known for strategies as well as algorithms that permit extracting as well as analyzing information so that find rules as well as patterns describing the distinctive qualities of the info. Strategies of data mining could be put on to any data type to learn more about concealed connections & buildings. In the existing world, huge quantities of information are kept as well as transported from a single location to yet another. The information when sent or kept is informed subjected to strike. Although most applications or methods are offered to secure information, ambiguities exist. As an outcome in order to analyze data and also to figure out various sort of attack data mining methods have occurred making it less ready to accept attack. Anomaly detection is needed the strategies of data mining to identify the unexpected or surprising behaviour hidden within information growing the risks of being intruded or maybe attacked. This particular paper work concentrates on Anomaly Detection in Data mining. The primary objective is detecting the anomaly on time series information using machine learning methods.

Anwasha Barai and Lopamudra Dey (2017) An outlier in a style is differently remaining portion of the design at a dataset. Outlier recognition is a crucial problem of data mining is used to notice as well as eliminate anomalous objects from information. Outliers happen because of physical liabilities, variations in method conduct, deceitful conduct, and

human mistakes. This particular paper details the methodology of removing and detecting outlier in K-Means along with Hierarchical clustering. First use clustering Hierarchical clustering and algorithm K-Means on a data set and then discover outliers from the each ensuing clustering. In K-Means clustering outliers are located by distance depended method as well as cluster based method. Just in case of classified clustering, by utilizing dendrogram outliers are located. The objective of the task is detecting the outlier and get rid of the outliers to help make the clustering even additional dependable.

YADIGAR ERDEM, CANER OZCAN (2017) The parts developing the info society today are observed in all of aspects of the lives of ours. As computers with good agreement of reputation in the exists of ours, the amount of info gathering specific and meaningful qualities. Not only the depth of info is augmented, but additionally the pace of admittance to info is amplified. Huge information is the converted by all information improved by various sources like for instance social media allocation, log files, videos, photos, network blogs, etc. into a workable and meaningful types. Clustering on Big Data with AI procedures is extraordinarily useful. Clustering measure permits comparable information to be put under a group by isolating the data to a specific gathering. When datasets are part, exception discovery is used to discover deceitful data. In this specific exploration, it's expected to make data clustering and exception identification strategy all the more rapidly by using Apache Spark innovation on Big Data with K implies grouping approach. Grouping on Big Data is time serious. Along these lines, Apache Spark snappy group processing engineering is used in this investigation. It's intended to do blame lenient, reliable, quick and predictable clustering system utilizing this innovation. The MLlib library of Spark components has a to some degree little code size just as usability. The objective of its is making valuable AI adaptable and agreeable. K-implies procedure, which is in the MLlib library applied to this exploration, offers a thriving assessment of huge information. The outcomes are given in tables just as diagrams using test dataset.

S.Anitha & Mary Metilda (2016) In current times, Data Mining (DM) is an developing region of computational intelligence which delivers brand novel methods, applications and procedures for dispensation big volumes of information. Clustering is regarded as the general data mining method now. Clustering utilized to sort a dataset hooked on clusters which discovers intra cluster comparison as well as inter group resemblance. Outlier detection (Irregularity) is finding little clusters of information items which are distinct when as opposed with rest of information. The outlier recognition is a crucial component of mining in information stream. Data Stream (DS) would once mine constant appearance of excessive speed information Substances. It the stage a crucial part in the areas of telecommunication services, E Commerce, Tracking Medical analysis as well as consumer actions. Detecting outliers above information stream is an energetic investigation area. This particular review provides the impression of basic outlier recognition methods as well as different kinds of outlier detection techniques in information stream.

Anant Agarwal & Arun Solanki (2016) Data mining may be the extraction of concealed predictive info out of big databases. This's a technology with potential to learn as well as analyze helpful info contained in information. Data items that don't normally squeeze into the common conduct of the information are called as outliers. Outlier Recognition in folders has several requests including fraud detection, modified advertising, and the hunt for terrorism. By description, outliers are unusual incidences and therefore stand for a tiny part of the information. Nevertheless, the usage of Outlier Detection for different drives isn't a simple task. This particular analysis proposes an altered PAM for noticing outliers. The projected method is applied in JAVA. The outcomes created by the projected method are originate a lot improved than current method in terminology of outliers recognized and time difficulty.

Dr. T. Christopher & T. Divya (2015) Recently lots of scientists have centered on mining data streams and proposed a lot of methods as well as algorithms for information streams. It refers to the procedure for extracting knowledge from nonstop quickly growing data records. They're information stream classification, information stream clustering, and information stream frequent pattern things etc. Data stream clustering strategies are extremely beneficial to bunch the common information products in information streams and additionally to identify the outliers, therefore they're labeled group based outlier detection. Outlier Detection is an essential concern of Data Mining. It's been used to detect as well as eliminate unwanted data objects from big dataset. The clustering methods are extremely beneficial to identify the outliers called cluster based outlier detection. The information stream is a brand new emerging research location in Data Mining. It refers to the procedure for extracting knowledge from nonstop quickly growing data records.

Liangwei Zhang et al. (2015) proposed an approach for choosing significant element subspace and directing inconsistency location in the relating subspace projection. This methodology expects to keep the location exactness in higher dimensional conditions. The recommended system sets up the edge between all of sets of 2 assortments for a

solitary specific inconsistency competitor: the absolute first line is connected by the pertinent data point and furthermore the center of its adjoining focuses; another sort is among the pivot equal lines. Those measurements which happen to have a nearly little point 29 with the absolute first line are thusly chosen to contain the pivot equal subspace for the candidate. Next, a standardized Mahalanobis separation is delivered to compute the zone outlierness of a thing at the subspace projection. The proposed calculation doesn't adapt to nonlinear strategies.

NilamUpasania et al. (2015) clarify the old Fuzzy min max neural network (FMN) calculation for exception discovery that is a genuine case of observed learning arrangement. Anyway the impediment of FMN strategy is that, individual must tune the boundaries to acquire Positive Many Meanings - brilliant acknowledgment precision. The acknowledgment exactness in the cost of review time is improved to the previously mentioned expressed methodology.

NenadTomasev et al. (2014) put on a novel viewpoint on clustering colossal dimensional data. Here as opposed to endeavoring to avoid the scourge of dimensionality, dimensionality is received. It's demonstrated that for high dimensional subtleties clustering, hubness is an extraordinary method of estimating point centrality. This specific paper states which centers can be utilized productively as bunch models. Bunch based model procedure is proposed which shows to be vastly improved contrasted with K-implies. This technique gives much better entomb group division in higher dimensional information. The fundamental downside of this technique is it distinguishes just hyper round bunches, much the same as K-Means.

Exception identification is a basic worry of information mining; especially it's been utilized to identify just as dispense with bizarre things from data. It's an unfathomably urgent errand in a wide determination of utilization spaces. In this specific paper, a proposed procedure subject to clustering strategies for anomaly location is introduced. We first do the Partitioning Around Medoids (PAM) clustering calculation. Little bunches are then determined just as considered as exception groups. Most of exceptions (on the off chance that any) are next perceived in the rest of the groups reliant on figuring the total separations in the middle of the medoid of the current pack and each among the regions in precisely the same bundle. Exploratory outcomes show that the procedure of our own is successful.

Sairam et al., (2011) extended a methodology of least separation technique for identifying anomalies in k Means and k Medians clustering calculation. All through this specific guideline, exceptions are perceived by processing the separation of its which is way far away from the remainder of the data things in the information set.

Creators Parneeta et al., (2010) extended a crisp clustering to a great extent grounded arrangement, and that separates the surge of pieces just as groups each lump exploitation k middle into flexible collection of groups. As opposed to keeping all out data stream lump for memory, they change it alongside the weighted medians found already mining data stream piece just as pass that information alongside the as of late conveyed data to following stage. The weighted medians situated in every single stage are tried for outlierness and when a specific number of stages, it's potentially proclaimed as a real exception or inliers. This framework is speculatively higher contrasted with the k-implies since it doesn't fix the measure of bunches to k ideally gives a grouping to that and furthermore offers a lot of higher and stable cure which works in poly logarithmic home. This technique works basically for numeric dataset.

Moh'dBelal and Al Zoubi (2009) have extended a calculation upheld grouping strategies to locate anomalies. This specific algorithmic guideline at first capacities the PAM grouping calculation. Little bunches are then determined just as considered as anomaly groups. The remnants of anomalies are next perceived to the rest of the groups upheld ascertaining the total ranges in the middle of the medoid of the current bundle and each and every one in every single of the territories inside the indistinguishable pack. This specific calculation might be simply authorized on substitute grouping calculations which are sponsored PAM.

Yinghua et al., (2009) proposed a viable data clustering calculation. It's perceived that K Means (KM) calculation is just about the most loved grouping strategies since it's unproblematic to execute just as work rapidly in numerous situations. Despite the fact that the affectability of KM calculation to introduction makes it be effectively trapped in neighborhood optima. KHarmonic Means (KHM) grouping settle the issue of instatement experienced by KM calculation. In reality

next KHM additionally helpfully runs into neighborhood optima. PSO calculation is an overall improvement strategy. The mixture data grouping calculation utilizes the advantages of the two calculations. Therefore the PSOKHM calculation not just permits the KHM grouping run off from local optima however also conquer the deficiency of the continuous intermingling speed of the PSO calculation.

KeZhang, H.Jin just as M.Hutter (2009) have recommended a novel Local Distance based Outlier Factor (LDOF) strategy to decide the exception ness of things in dissipated datasets. LDOF uses the general area of a thing to the neighbors of its to sort out the degree to that the item veers off from the area of its. To have the option to encourage boundary designs inside realworld programs, a top n procedure is utilized in anomaly location system, in which simply the things with the biggest LDOF esteems are seen as exceptions. In contrast with standard strategies, (for example, top n KNN alongside top n LOF), top n LDOF methodology is considerably more acceptable at recognizing exceptions in dispersed data. It's in like manner less complex to set up boundaries, on the grounds that the general exhibition of its is truly steady inside a major assortment of boundary esteems.

H. Kriegel, P. Kröger, E. Schubert, A. Zimek (2009) have proposed a way giving an anomaly score or perhaps "exception factor" flagging "how much" the individual data thing is unquestionably anomaly. They recommend the novel LoOP (Local Outlier Probability) anomaly identification plan which incorporates the idea of neighborhood, thickness based exception scoring with a probabilistic, twelve factually situated technique. The upside of this specific unit is it takes into account each data object an anomaly likelihood as rating which is promptly interpretable and furthermore could be looked at over the data set. In this specific, they produce a local thickness based anomaly identification method providing an exception "score" in the combination of [zero; one] which is explicitly interpretable as a likelihood of an information object for just being an exception.

3 Problem Statements

Outlier will be the sub subject of data mining. Data mining is an inspiring area of computer science. Scientists as well as researchers think it is as an innovative area for their researches. It provides several methods for extracting knowledge. It is able to handle huge number of databases. It's the process of refining the mystical but advantageous knowledge out of huge databases. You will find various techniques are suggested as well as implemented for outlier detection. Outlier detection methods are comprehensively examined in the prior decades and lots of techniques has been produced to identify outliers. For outlier detection five basic approaches are presented here - statistical approach, density based method, depth depended method, distance based method and deviation based method. These techniques are put on to identify outliers in the information set as well as follow footsteps of data mining methods.

4 Proposed Method

- a. This analysis provides a broad introduction to data mining in outlier detection.
- b. It points out the perspectives of outlier detection methods. An overview of different application aspects of outlier detection. This particular study offers a summary of the literature review completed.
- c. This study offers an overview of the different unique outlier detection strategies used in the experimental method. This specific study provides details of several classification methods applied.
- d. This study provides the implementation specifics of the outlier detection methods employed as well as the results of these methods to manage outliers are discussed. This particular study describes the different outlier detection strategies employed.
- e. This study describes a Data mining method of numerous Nearest-Neighbor based outlier detection as well as statistical method. Lastly, probably the nearest neighbor based and Chapter one. Introduction thirty eight Statistical based outlier detection techniques are compared.
- f. This analysis proposes the k means clustering procedure that dividers a dataset into a selection of clusters, in contrast to k medoids as well as Fuzzy c means clustering then the outcomes are utilized to discover the outliers from each group by utilizing the outlier detection methods.
- g.

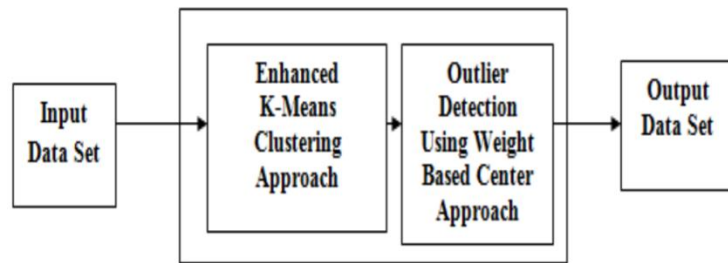


Figure.1. Proposed Model

Input Data Set:

The input dataset can be collected from UCI Machine learning repository

Enhanced K-Means Cluster Based Approach:

Clustering is a famous strategy used to gather comparative information focuses or protests in gatherings or groups [6]. Grouping is a significant apparatus for exception investigation. The proposed system for k-implies calculation which disposes of the issue of age of void bunches and builds the effectiveness of conventional k-implies calculation [17]. The structure is made out of 3 stages; picking introductory k-centroids stage, ascertain the separation stage and recalculating new bunch place stage. To put it plainly, in the picking starting centroids stage the underlying group places have gotten utilizing isolate and-overcome strategy [16]. In ascertain the separation stage the separation between every information things and group focuses in every emphasis could be determined utilizing straight information structure List [15]. At last, in the recalculating bunch focus stage to adjust the middle vector refreshing methodology of the fundamental k-implies that lessen the development of void groups[17].

Algorithm (ODAD)

Input: Database D; Number of squared s; Threshold value of angle A;

Output: Clusters $C_1 \dots C_n$, Outliers

Step 1: Plot the points;

Assign in rectangular plane;

Divide plane into squares;

For (each square) do

Begin

Find square having highest density;

Check adjacent square;

Till Value of density gets 0;

End;

Assign clusters

Step 2: For (data points) do

Calculate Euclidean distance;

Calculate angle;

End;

If (value of angle < threshold value)

Then

The point is outlier.

K-Means:

Various steps for developing algorithm

1. Spot K focuses into the space spoke to by the articles that are being bunched. These focuses speak to introductory gathering centroids.
2. Dole out each object to the gathering that has the nearest centroid.
3. At the point when the sum total of what items have been allocated, recalculate the places of the K centroids.
4. Rehash Steps 2 and 3 until the centroids do not move anymore.

This creates a partition of the articles into bunches from which the measurement to be limited can be determined.

k-Medoids

k-medoids grouping is a dividing procedure generally utilized in spaces that need heartiness to anomaly subtleties, subjective separation measurements, or perhaps individuals that the mean or even middle doesn't have an unmistakable definition. It's much the same as k implies, so the point of the two methods is separating a lot of perceptions or estimations into groups or k subsets thusly the subsets decrease the measure of reaches between a middle and an estimation of the estimation's bunch. In the k implies calculation, the center of the subset might be the mean of estimations of the subset, frequently known as a centroid. In the k medoids calculation, the center of the subset is an aspect of the subset, alluded to as a medoid.

Fuzzy C- Means

Fuzzy Clustering is a successful strategy utilized in machine learning. There's variety of Fuzzy Clustering techniques offered which employs various kinds of distances for bunch membership calculation. Fuzzy C Means (FCM) was pioneered by Bezdek (1981) referred to as among the famous methods of Fuzzy Clustering which makes use of fuzzy weights dependent on reciprocal distance. Fuzzy weights reduce the complete weighted mean-square error.

5 results

That information may be gathered from UCI machine taking in repossess that Gave different sorts about datasets. This dataset can be utilized to clustering, order Also relapse. Dataset need Different quality and instances. An capacity zone about databases, space hypotheses Furthermore information generators need aid utilized Eventually Tom's perusing those machine Taking in group keeping for the experimental Investigation from claiming machine. Information record organization will be to. Information Furthermore. Xls exceed expectations document or. Txt alternately. Csv record organization. This information record wills a chance to be made will discover that outlier. This section shows the performance comparison of the enhanced k-means clustering algorithm using Weight based center approach and distance based approach to find out the outliers. Result of Table I shows the Distance based approach and enhanced kmeans algorithm using weight based approach to detect an outliers.

Data Set	Number of Cluster	Number of Data items in Each Cluster	Number of Outliers	
			Distance Based Approach	Enhanced K-Means Clustering Algorithm using Weight Based Center Approach
Cancer Dataset (428)	C1	70	7	12
	C2	120	13	17
	C3	80	9	14
	C4	155	15	20
Fisher's Iris Dataset (150)	C1	48	3	6
	C2	39	2	5
	C3	63	5	10
Medical diabetes Dataset (578)	C1	146	15	17
	C2	125	10	14
	C3	133	8	9
	C4	90	4	6
	C5	84	3	6
Liver Disorder Dataset (670)	C1	182	17	24
	C2	148	15	20
	C3	126	10	15
	C4	114	8	12

Table.1. Comparison Analysis Of Distance Based Approach And Enhanced K-Means Clustering Algorithm Using Weight Based Center Approach To Detect An Outliers

Data Set	Elapsed Time in sec	
	Distance Based Approach	Enhanced K-Means Clustering Algorithm using Weight Based Center Approach
Cancer Data Set	0.29246	0.09541
Fisher's Iris Data Set	0.13256	0.08321
Medical diabetes Data Set	0.56497	0.37597
Liver Disorder Data Set	0.60723	0.40975

Table.2. Performance Analysis Of Enhanced K-Means Clustering Algorithm And Distance Based Approach To Detect An Outliers On The Basis Of Elapsed Time

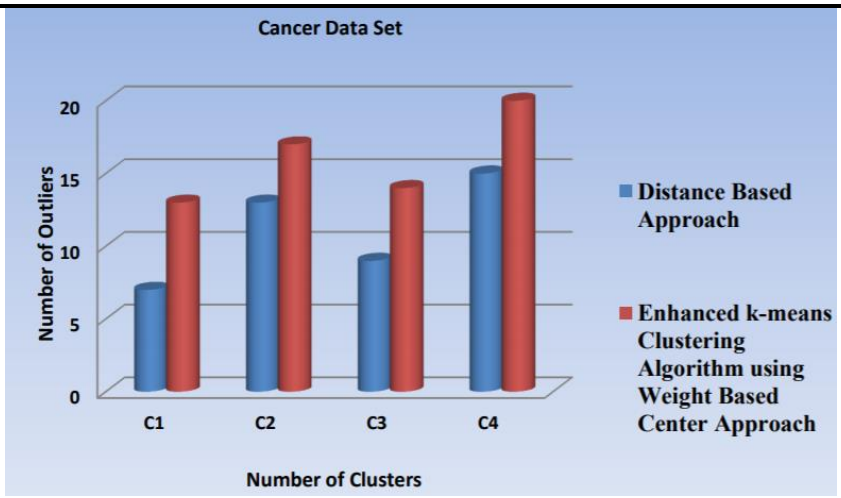


Figure.2. Outer line detection in cancer data set

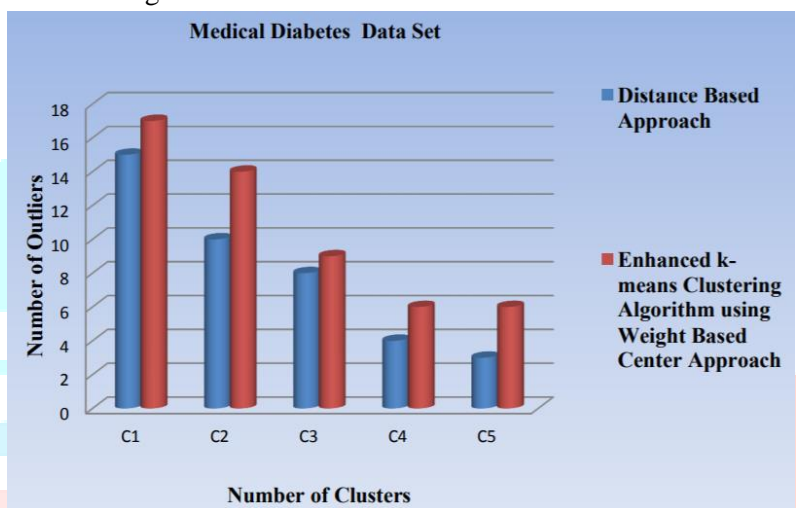


Figure.3. Outlier detection in Medical Diabetes Data Set

Conclusion

The experimental results using the enhanced k-means clustering procedure and weight based center method with different datasets depict the elapsed time mandatory to determine the outliers confidential the clusters are comparatively less than the Distance based approach. So the enhanced k-means clustering method optimally detects the outlier in less time. Experimental results shows that the enhanced procedure generates better results than the distance based approach relative to time and accuracy. Enhanced method is solitary contracts by numerical information, so upcoming work needs alteration to make appropriate for data mining also. Future work has need of approach applicable for varying datasets.

The data mining applications are required to be directed by users that realize the analytical techniques involved in commercial and the normal nature, the facts as well as the company. It is able to generate gratifying results. Now data mining is a lot more than the set of equipment that are used-to uncover the hidden patterns as well as information. But there are lots of problems in data mining those want study and research. And outliers are at least one. Identification of outliers is a sub subject of data mining. Outlier analysis is a very research discipline for scientists. Outliers are the information points those can't be fitted in any kind of clusters. These items are somehow different from some other objects in the information set. They could be distinct from total data sets or could be hard from the neighborhood of its just. Presence of outliers can make the end result in confusable state. The patterns generated following the calculations from the information aren't authentic as well as accurate due to the outliers. The job provides the evaluation of outlier and outliers detection methods.

References

1. Jagruti D. Parmar & Prof. Jalpa T. Patel (2017) "Anomaly Detection in Data Mining: A Review". International Journal of Advanced Research in Computer Science and Software Engineering, Volume 7, Issue 4, PP 32-40.
2. Anwasha Barai and Lopamudra Dey (2017) "Outlier Detection and Removal Algorithm in K-Means and Hierarchical Clustering". World Journal of Computer Application and Technology 5(2): 24-29, PP 24-30.
3. YADIGAR ERDEM, CANER OZCAN (2017) "FAST DATA CLUSTERING AND OUTLIER DETECTION USING K-MEANS CLUSTERING ON APACHE SPARK". International Journal of Advanced Computational Engineering and Networking, Volume-5, Issue-7, PP 86-90.
4. S.Anitha& Mary Metilda (2016) "A Survey on Cluster Based Outlier Detection Techniques in Data Stream". International Journal of Data Mining Techniques and Applications Volume 5, Issue 1, Page No. 96-101.
5. Anant Agarwal & Arun Solanki (2016) "An improved data clustering algorithm for outlier detection". Selforganizology, 2016, 3(4): 121-139.
6. Dr. T. Christopher & T. Divya (2015) "A Study of Clustering Based Algorithm for Outlier Detection in Data streams". Proceedings of the UGC Sponsored National Conference on Advanced Networking and Applications, PP. 194-197.
7. LiangweiZhang,N., Jing Lin, and Ramin Karim, (2015) An angle-based subspace anomaly detection approach to high-dimensional data: With an application to industrial fault detection, Reliability Engineering and System Safety, Vol. 1(42), pp. 482-497.
8. NilamUpasania, and HariOm, (2015), Evolving fuzzy min-max neural network for outlier detection, in International Conference on Advanced Computing Technologies and Applications (ICACTA-2015), Elsevier, pp. 753-761.
9. Nashville, T, N.,NenadTomasev, Milos Radovanovic, DunjaMladenic, and MirjanaIvanovic, (2014), The Role of Hubness in Clustering HighDimensional Data, in IEEE Transactions On Knowledge And Data Engineering, Vol. 26(3), pp. 739-751.
10. Vijay Kumar, Sunil Kumar, Ajay Kumar Singh (2013) "Outlier Detection: A Clustering-Based Approach". International Journal of Science and Modern Engineering (IJISME), Volume-1, Issue-7, PP. 16-19
11. Sairam, Manikandan., and Sowndarya.,Performance Analysis of Clustering Algorithms in Detecting Outliers, International Journal of Computer Science and Information Technologies, Vol. 2, No. 1, SSN: 0975-9646, pp. 486-488, 2011.
12. Parneeta Dhaliwal., MPS Bhatia., and Priti Bansal., A Cluster-based Approach for Outlier Detection in Dynamic Data Streams (KORM: k-median Outlier Miner), Journal of Computing, Vol. 2, No. 2, ISSN 2151-9617, pp. 74-80,2010.
13. Moh'dBelal Al- Zoubi., An Effective Clustering-Based Approach for Outlier Detection, European Journal of Scientific Research, Vol. 28, No. 2, 2009, ISSN 1450-216X, pp.310-316,2009.
14. Yinghua Zhou., Hong Yu., and XuemeiCai A., Novel k-Means Algorithm for Clustering and Outlier Detection, Second International Conference on Future Information Technology and Management Engineering (FITME '09), pp. 476-480, 2009.
15. K. Zhang, M. Hutter, and H. Jin. A new local distancebased outlier detection approach for scattered real-world data. In PAKDD '09: Proceedings of the 13th PacificAsia Conference on Advances in Knowledge Discovery and Data Mining, pages 813-822.
16. Hans-Peter Kriegel, Peer Kröger, Erich Schubert, Arthur Zimek. LoOP: Local Outlier Probabilities. CIKM'09, November 2-6, Hong Kong, China. Copyright 2009 ACM pages 1649-1652, 2009.
17. J.James Manoharan and Dr. S.Hari Ganesh, "A Framework for Enhancing the efficiency of K-means Clustering Algorithm to Avoid formation of Empty Clusters", Middle-East Journal of Scientific and Research (MEJSR),unpublished.