



# Review on Polycystic Ovary Syndrome

<sup>1</sup>Nilima Dnyaneshwar Gurule, <sup>2</sup>Sakshi Arun Narode, <sup>3</sup>Sangita N. Bhandare

## Abstract:

Polycystic ovarian pattern( PCOS) is a miscellaneous endocrine complaint with the accentuate suggestion of ovarian excrescencies, anovulation, and endocrine variation affecting the women. According to the World Health Organization( WHO) estimation revealed over 116 million women(3.4) are affected by PCOS worldwide. The predisposing Risk factors include genetics, neuroendocrine, life/ terrain, rotundity that contributes to the development Of PCOS. The pathophysiological aspect of PCOS substantially focuses on hormonal dysfunction, insulin resistance, And hyperandrogenism leading to disabled folliculogenesis which arise the threat for associated comorbidities Like endometrial cancer, type II diabetes. This review highlights a brief overview of threat and pathophysiological treatment with medicines acting on anovulation, gravidity plus clinical symptoms of PCOS.

**Key Words:** Hyperandrogenism, Insulin Resistance, Irregular Menstrual, Anovulation, Hormone.

## Introduction:

The polycystic ovary pattern is a endocrine complaint in the women reproductive age[4]. It do due to habitualoligo\_anoulation and polycystic ovary morphology [5]. In pcos the enlarged Ovaries Contain follicles which is small collection of fluid and have abnormal situations of androgens and [11]Pcos is a complicated syndrome characterized by elevated by irregular menstrual, rotundity, androgen situations and small sized excrescencies in both or one ovary [1]. Pcos hypoandrogenism and gravidity that causes the distressing to teenage and adult women. Ages irregularities are one of big Reason for Pcos [6].

Pcos affect both 6, 10 of premenopausal women. [9] Pcos isheterogeneousSituation analogous to the feature of metabolic pattern. Pcos studies coinciding rotundity insulin resistance and other characteristics of metabolic pattern. Pcos knows as a miscellaneous disturbances that leads in high product of androgens substantially From ovary and as that with the insulin resistor[9]. Hypoandrogenism is a mark of pcos can lead in repression of follicular blow up Microcysts in the ovaries anoulation and irregular period 1. The rate in overall 2-2.5 in western countries, 2-7.5 in China,6.3 in Shrilanka and [9]. 13- 36 in India colourful fat women suffering from irregularities in period, gravidity, abnormal facial hair growth.

The pcos extend the once reproductive times Through and far down menopause physical and natural conditions like anxiety, depression, Physical appearance and disabled [3]. Testosterone position is increases in women as of normal position. Testosterone is a manly hormone which Is also in small quantum produced by ovary un all women in pcos women the position of testosterone Hormone is advanced which is associated with colourful of the symptoms of the situation.[ 14]

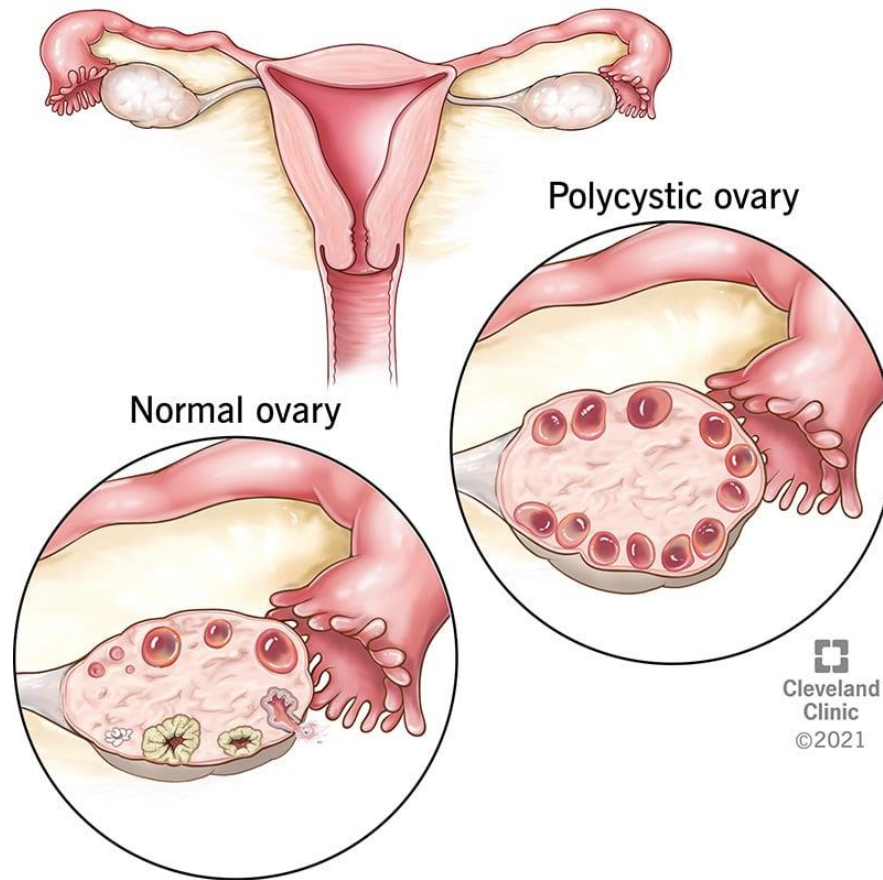


Fig. 1 Difference between Normal and Polycystic Ovary

(Source: <https://my.clevelandclinic.org/health/diseases/8316-polycystic-ovary-syndrome-pcos>)

**ETIOLOGY:**

Polycystic ovary pattern is a habitual complaint with unknown etiology that was first described in 1935 by Stein and Leventhal. It's a reproductive, miscellaneous and metabolic complaint[7]. Resistance to insulin Insulin is a hormone produced by the pancreas to control the quantum of sugar in the blood. It helps move Glucose from the blood into cells, where it's broken down to produce energy. Insulin resistance means The body's apkins are resistant to the goods of insulin insulin [11].

Hormone imbalance colourful women's have hormone imbalance in which they're suffering from pcos it includes substantially the High position of testosterone, It's a manly hormone in womanish this hormone position is increases Of normal le 11 Increase the position of Lutetizing hormone, if this hormone position is high also it has abnormal inheritable Factors, pcos is genetically determined ovarian complaint and heterogeneity which is grounded on explaining with the commerce between complaint with other genes and terrain.[ 19]

**Pathophysiology:**

Abnormalities elevated LH, low-normal FSH. InPCOS, the normal pulsatile stashing of luteinizing hormone( LH) is increased by an increased frequency and breadth numerous propositions explain the pathogenesis ofpcos.Endometrial progesterone resistance. A primary endocrine disfigurement leading to overrate thLH palpitation frequency and breadth. A special disfigurement in insulin action and stashing. [19].

The pathophysiology of PCOS involves primary blights in the hypothalamic – pituitary axis, Insulin stashing and action, and ovarianfunction.Although the cause of PCOS is Unknown, PCOS has been linked to insulin resistance and rotundity the association with insulin Function is anticipated; insulin helps to regulate ovarian function, and the ovaries respond to

inordinate Insulin by producing androgens, which can lead to anovulation. Hypothalamic- of beats, while that of follicle-Stimulating hormone( FSH) is unchanged or muted. Therefore, LH values may be elevated, and the LH/FSH rate can be increased to further than 2.5, indeed in ovulatory cycles.

On the other hand, These values may be normal in as numerous as 10 to 20 of women with PCOS [6]. A number of studies have also indicated that insulin resistance is the crucial pathophysiological Element for development of the pattern. Insulin act assynergistically with LH to increase Androgen product in the abnormalities in cortical cell of the ovarian a healthy woman, hormones produced and buried by the hypothalamus, pituitary gland, and ovaries performing from complex endocrine relations intervene these events, which predictably do about every 28 days. The hypothalamus synthesizes gonadotropin-releasing hormone and releases it in a pulsatile fashion throughout the menstrual.

In the pathophysiology of PCOS, the conflation of androgen is increased, which leads to dislocation of folliculogenesis and resistance of insulin. These factors are contributing to their part in the pathophysiology of PCOS. The dysfunction of the endocrine system of women performing in dysfunction of metabolism and the inheritable factors also play a crucial part in PCOS. 60- 80 of 1 cycle. Gonadotropin-releasing 24. PCOS cases with adrenal/ The formative goods of exercise on metabolism can be attributed To “iris in,” a myosin convinced by exercise..

### Sign and symptoms

The major features of PCOS include menstrual dysfunction, anovulation, And signs of Hyperandrogenism (hirsutism, acne, and manly Pattern alopecia), anovulation (70- 75)( generally habitual- presents As oligomenorrhea and/ or amenorrhea, gravidity, and intermittent Deliveries common). Other signs and symptoms of PCOS may include the following

- rotundity( 50)
- Abdominal rotundity
- Waist to hirsutism rate > 0.8.
- Diabetes due to insulin resistance( 75)
- Obstructive sleep apnea.
- Oligomenorrhea/ amenorrhea

The opinion of PCOS is primarily clinical. Consensus conference convened by also National Institutes of Health( NIH) in 1990 Proposed that the criteria for opinion should be features of hyperandrogenism with habitual Anovulation after identifiable causes are barred may be normal Or belated, and either amenorrhea, oligomOrrhea, or dysfunctional uterine bleeding may do. Not all the criteria need to be present f or the opinion however. Polycystic ovaries aren't a demand for opinion, nor are they sufficient for opinion since they may do in over to 20 of Normal women, as well as in women wit insulated oligomenorrhea or hyperandrogenism[6]

# PCOS SYMPTOMS




Fig.2 Sign and Symptoms of PCOS

(Source: <https://mapleleafmedical.com.au/blog/2019/9/21/pcos-polycystic-ovary-syndrome>)

**Family History** A careful ethnical and family history is essential when assessing a woman who presents with Symptoms reflective of PCOS. Symptoms generally begin at menarche and overload after puberty. PCOS is the most common cause of irregular menstrual ages. Other causes should be assessed For those women who have a history of regular menstrual cycles and who also develop irregular Cycles. Conditions similar as hypertension, hypothyroidism, diabetes, and dyslipidaemia present With analogous symptoms and can be. [23]

## Blood tests

Blood tests Can measure hormone situations. This testing can count possible causes of menstrual Problems or androgen excess that mimic PCOS. You might have other blood testing, similar as Fasting cholesterol and triglyceride situations. A glucose forbearance test can measure your body's Response to sugar( glucose).[ 23]

## Ultrasound.

An ultrasound can check the appearance of your ovaries and the consistence of the filling of your Uterus. A wand like device( transducer) is placed in your vagina. The transducer emits sound swells that are restated into images on a computer screen.[ 23].



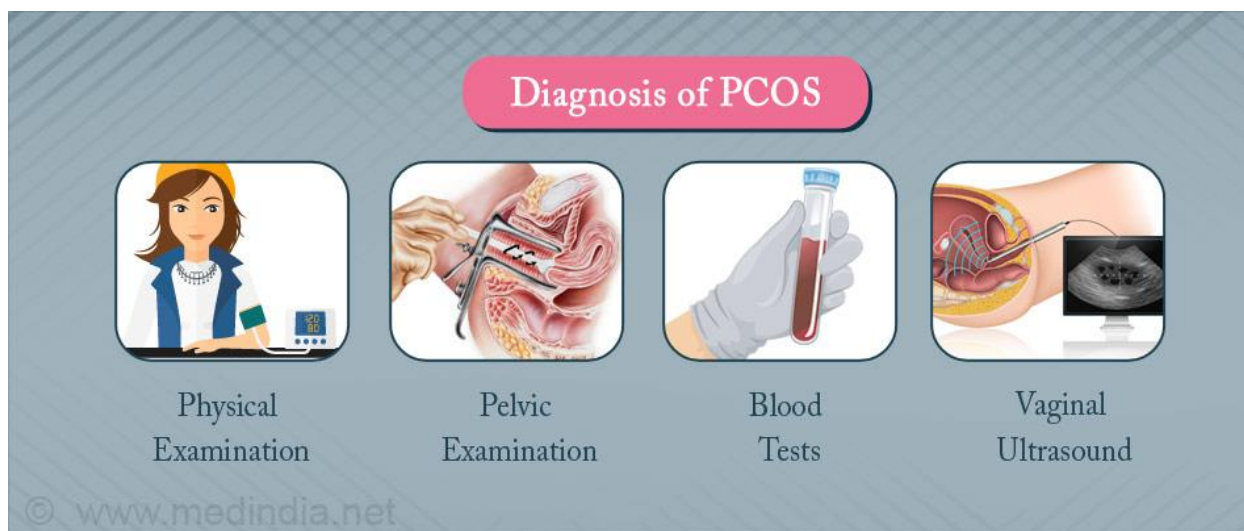


Fig.3 Diagnosis of PCOS

(Source: [https://www.medindia.net/amp/patients/patientinfo/polycystic\\_ovarian\\_syndrome\\_diagnosis.htm](https://www.medindia.net/amp/patients/patientinfo/polycystic_ovarian_syndrome_diagnosis.htm))

### Treatment:

1) pharmacological operation

2) Non pharmacological operation [19]

1) Metformin Metformin is specified to lower the insulin position and it also aids in the regulation of the Menstrual cycle and improves ovulation and gestation rates. Metformin which is used for the Treatment of diabetes for a long time is only a remaining member of the biguanide Family. [18]

2) Oral contraceptives Oral contraceptives combined with antiandrogens continue to be the standard operation authority to bring down androgen situations and treat symptoms while contemporaneously offering Endometrial protection.

Exercise and pcos

There's a unexpectedly spare literature on the part of Exercise in managing cases with PCOS. What we know, And what we recommend, must thus come largely From studies involving non-PCOS subjects. We presently Recommend 30 min of exercise on at least 5 days of the Week to maintain weight, and for healthy life. Recent Studies showed that 60 – 75 min of moderate- to-high Intensity of physical exertion promotes a lesser long- term( 12 – 18 months) weight loss compared with the conventional recommendation for optimum health( Jeffery et 2003; Jakicic et al., 2003). Variations in Lifestyle Over half of all PCOS victims are fat or fat, so PCOS cases are primarily recommended to reduce weight since a good, balanced diet combined with regular exercise can raise their metabolism, ameliorate insulin perceptivity, and help them lose weight. [19,15]

### Conclusion:

Implicit areas of farther exploration exertion include the analysis of prepping conditions That increase the threat of PCOS, particularly inheritable background and environmental factors, similar as endocrine disruptors and diet 78. In addition, defining differences of steroidogenesis In PCOS needs to bere-examined to quantify ovarian, adrenal and eextraglandulaContribution, as well as a change in the blood androgen reference values due to the Expanding use of mass spectrometry. Easily relating researchable and postmenopausal Phenotypes of androgen excess and PCOS would significantly enhance our epidemiologic Studies of natural history and intervention studies.

Polycystic ovary pattern is a complex complaint for which Multiple treatment approaches are needed, depending on The reason a case seeks treatment. Clomiphene has shown The stylish results in treating gravidity, whereas data are limited regarding the pharmacological treatment of androgenic Symptoms. Long- term consequences of PCOS, which include Type- 2 diabetes and cardiovascular complaint, can be treated with Antidiabetic medicines and statins .

**References:**

1. A Review of Treatment Options With a Focus on Pharmacological Approaches, name of Author-Uche Anadu Ndefo, PharmD, BCPS; Angie Eaton, PharmD; And Monica Robinson Green, PharmD, BCPS, BCACP, published date 2013 volume 38 pg no- 355
2. International Journal of Trend in Scientific Research and Development (IJTSRD), name of Author-Miss Dipamoni Morang<sup>1</sup>, Pankaj Chasta<sup>2</sup>, Mr. Kaushal K. Chandru, published date may June 2019 volume 3, page number 60\_65.
3. Polycystic Ovary Syndrome: A Brief Review with Recent Update, name of author Shahana Shermin<sup>1</sup>, Aysha Noor, Samsad Jahan, published date July 2019 page no 84-99.
4. Hindawi Publishing Corporation International Journal of Endocrinology Volume 2015, Article ID 786362, 17 pages.
5. Nih public access journal, Name of Author-Renato Pasquali, Elisabet Stener-Victorin, Bulent O. Yildiz, Antoni J. Duleba, Kathleen Hoeger, Helen Mason, Roy Homburg, Theresa Hickey, Steve Franks, Juha Tapanainen, Adam Balen, David H. Abbott, Evanthia Diamanti-Kandarakis, and Richard S. Legro. Published date August 2013 page number 1-16.S
6. Cleveland clinic journal of medicine, Name of Author-THERESA L. MARX, M Department of Endocrinology, ADI E. MEHTA, MD Department of Endocrinology published date September 2003 volume 70 page number 1\_10.
7. Current aspects of polycystic ovary syndrome: A literature review, Name of Author Victor Hugo Lopes de Andrade, Ana Maria Oliveira Ferreira da Mata<sup>1</sup>, Rafael Soares Borges Borges, Danylo Rafael Costa-Silva, Luana Mota Martins, Paulo Michel Pinheiro Ferreira, Lívio César Cunha-Nunes, Benedito Borges da Silva . Published date 2016 page number 867-871.
8. Research Gate review on polycystic ovary syndrome, Name of Author-Royal Patel p, Aarti Tiwari, Sanjana Chouhan. Published date June 2020 page number 1\_9.25
9. Cleveland Clinic journal of medicine updated review on pcos. , name of Author THERESA L. MARX, Department of Endocrinology, ADI E. MEHTA, S Devi Ashok Khurana Vandana Bhatia Bhatia . Published date jan – june 2014 volume
10. <https://www.cmijournal.org/article.asp?issn=0973-4651;year=2022;volume=20;issue=2;spage=89;epage=94;aulast=Nirupama>.
11. <https://www.ncbi.nlm.nih.gov/pmc/articles/PMC6676075/#s1title>
12. Book of intechopen polycystic ovary syndrome. Name of Author-Manu, Thomson soni, , Victoria and pranav. Published date January 2022 , volume 4.
13. [https://www.researchgate.net/publication/329326643\\_POLYCYSTIC\\_OVARY\\_SYNDROME\\_PCOS-AN\\_OVERVIEW](https://www.researchgate.net/publication/329326643_POLYCYSTIC_OVARY_SYNDROME_PCOS-AN_OVERVIEW)
14. Journal of biomed central. Name of Author-H Teede, A Deeks . Published date 2010.
15. <https://www.frontiersin.org/articles/10.3389/fendo.2022.808898/full>
16. <https://www.scielo.br/j/ramb/a/5hf9hLhLbGHHVFDqQ78DDPj/?lang=en>
17. <https://www.cureus.com/articles/102210-recent-advances-in-the-management-of-polycystic-ovary-syndrome-a-review-article>
18. The journal for nurse practitioner, Name of Author-Elizabeth Author-Elizabeth. Published date March 2007, volume 3, page number 180-185.
19. <https://www.sciencedirect.com/science/article/abs/pii/S1555415507000219>  
<https://www.frontiersin.org/articles/10.3389/fendo.2022.808898/full>.
20. <https://www.zitawestclinic.com/6-common-questions-about-pcos-answered/>
21. <https://www.mayoclinic.org/diseases-conditions/pcos/diagnosis-treatment/drc20353443>
22. <https://www.ncbi.nlm.nih.gov/pmc/articles/PMC3737989/#!po=14.4737>
23. <https://www.uspharmacist.com/article/polycystic-ovary-syndrome>.